

ECLIPSE

PROFESSIONAL TOOLS

JIGSAW BLADES

The Professional's Choice for a Faster Cleaner Cut

A range of 19 jigsaw blade types with improved cut speed and length of life, Eclipse Jigsaw blades can tackle almost all cutting tasks using a power jigsaw.

Available in two standard fittings, Eclipse has blades to cut wood, sheet or board materials, sheet metal or pipes and even a blade to cut soft ceramic tiles or plastics.



- 'T' shank blades to fit most jigsaw types including AEG Black & Decker, Bosch, DeWalt, Festool, Hitachi, Makita, Metabo, Skil etc
- Makita style shank to fit standard Makita Jigsaws

Our 'T' Shanks are colour coded to make it easier for the user to choose the correct blade.

The colour of the 'T' shank means as follows :-



Grey or Silver
Wood and sheet materials
like chipboard.

These blades are manufactured from High Carbon Steel



Blue
Metals

These blades are made from High Speed Steel



Yellow
"Soft" Ceramic tiles
or Plastics



ECLIPSE

PROFESSIONAL TOOLS

'T' shank / Bayonet fitting - WOOD



- 9 different teeth configurations and lengths for cutting wood and sheet materials such as plywood chipboard MDF etc.
- 2 Fine straight cut with either forward or reverse tooth set and 2 progressive tooth set versions for cutting thicker section
- A longer fine straight cut blade for cutting softwood up to 65mm thick
- 2 Blades for fast straight cutting with a fixed tooth set or progressive tooth set for thicker sections
- Completing the wood cutting range are 2 blades ideal for cutting curves in wood - either fine or fast cut tooth set, these blades have a narrower profile than standard blades

'T' shank / Bayonet fitting - METAL



- There are 5 T shank blades for cutting metal
- One for sheet metal up to 1.5mm thick
- One for sheet metal up to 3mm thick
- One for sheet metal between 2.5 and 6mm thick
- One for cutting sheet metal up to 15mm or aluminium up to 30mm thick
- Finally a longer blade for cutting pipe sections up to 65mm diameter

'T' shank / Bayonet fitting - CERAMIC TILES



- A carbide coated 50 grit blade for cutting "soft" ceramic tiles or plastics
- Note – these blades are not suitable for cutting hard tiles such as porcelain.

Makita style shank



- A range of 4 common cut blades
- A fine cut woodsaw
- A fast cut woodsaw
- A fine cut metal saw for thin sheet metal
- A coarser blade for cutting thicker sheet metals and plastics

Our extensive in-house testing programme has shown that Eclipse Jigsaw blades will outperform many of the equivalent blade brands currently available.

With improved cut speed* and length of life*, Eclipse offer a range of blades to suit almost any cutting requirement.

* When used to cut the correct material and in accordance with the jigsaw manufacturers guideline.

Once the correct blade type is chosen, the type of cut can be specified from our range of options. The type of cut is determined by the tooth set - More teeth per inch will give a smoother more accurate cut. Fewer teeth per inch will result in a faster coarser cut.

For more information on our Jigsaw Blades contact:

Spear & Jackson UK Tel: +44 (0)114 281 4242 e-mail: sales@eclipse-tools.com

www.eclipse-tools.com

ECLIPSE




















PROFESSIONAL TOOLS

JIGSAW BLADE MATRIX

The Professional's Choice for a Faster Cleaner Cut

A range of 19 jigsaw blade types with improved cut speed and length of life, Eclipse Jigsaw blades can tackle almost all cutting tasks using a power jigsaw. Available in two standard fittings, Eclipse has blades to cut wood, sheet or board materials, sheet metal or pipes and even a blade to cut soft ceramic tiles or plastics.

- 'T' shank blades to fit most jigsaw types including AEG Black & Decker, Bosch, DeWalt, Festool, Hitachi, Makita, Metabo, Skil etc
- Makita style shank to fit standard Makita Jigsaws

Blade	Part No	Type	Material	Cut	Teeth	TPI	Length	Cut Thickness
	EPT101B	T-shank	Wood	Fine Straight	2.7mm	10	100mm	Up to 30mm
	EPT101BR	T-shank	Wood	Fine Straight	2.5mm Reverse	10	100mm	Up to 30mm
	EPT101D	T-shank	Wood	Fine Straight	4.0 - 5.2mm P	6	100mm	Up to 50mm
	EPT111C	T-shank	Wood	Fast Straight	3.0mm	8	100mm	Up to 50mm
	EPT118A	T-shank	Metal	Fine Straight	1.1 - 1.5mm P	21	75mm	Up to 3mm
	EPT118B	T-shank	Metal	Fine Straight	1.9 - 2.3mm P	12	75mm	2.5 - 6.0mm
	EPT118G	T-shank	Metal	Fine Straight	0.7mm	32	75mm	Up to 1.5mm
	EPT119B	T-shank	Wood	Fine Straight	1.9 - 2.3mm P	12	75mm	Up to 15mm
	EPT119B0	T-shank	Wood	Fine Curve	2.0mm	12	75mm	Up to 15mm
	EPT127D	T-shank	Metal	Fast Straight	3.0mm	8	100mm	Sheet metal up to 15mm Sheet Aluminium up to 30mm Pipes up to 30mm
	EPT144D	T-shank	Wood	Fast Straight	4.0 - 5.2mm P	6	100mm	Up to 50mm
	EPT150RIFF	T-shank	Soft Ceramics & Plastics	Fine Straight	50 Grit	N/A	75mm	5 - 10mm
	EPT244D	T-shank	Wood	Fast Curve	4.0 - 5.2mm P	6	100mm	Up to 50mm
	EPT301CD	T-shank	Wood	Fine Straight	3.0mm	8	115mm	Up to 65mm
	EPT318A	T-shank	Metal & Pipes	Fine Straight	1.2mm	21	132mm	Sheet metal up to 3mm Pipes up to 65mm
	EPTN01	Makita	Metal	Fine Straight	1.1mm	23	80mm	Metal up to 3mm Plastics up to 6mm
	EPTN02	Makita	Multi Purpose	Fine Straight	1.8mm	14	80mm	Metal up to 6mm Plastics up to 50mm
	EPTN03	Makita	Wood	Fine Straight	2.8mm	9	80mm	Softwood and Plastics up to 50mm
	EPTN010	Makita	Wood	Fast Straight	2.8mm	8	81mm	Softwood and Plastics up to 50mm

P = Progressive

For more information on our Jigsaw Blades contact:

Spear & Jackson UK Tel: +44 (0)114 281 4242 e-mail: sales@eclipse-tools.com

www.eclipse-tools.com