

Machinery Workshop Hand Tools  
**THE TOOLS TO TRUST**





## THE TOOLS TO TRUST

Eclipse was founded in the City of Sheffield which is famous for the production of steel, cutlery and hand tools and continues to be our home over 260 years later.

In 1889, James Neill formed his own company adopting the Eclipse brand name. Initially manufacturing steel, he moved on to manufacture machine knives, woodworking tools and hacksaw blades, for which the company is best known.

James Neill acquired the Spear & Jackson group, in 1885 subsequently renaming the company as Spear & Jackson.

Whilst the Spear & Jackson brand is probably best known in the UK for our unparalleled range of quality hand, garden and contractors tools, Eclipse is recognised worldwide as the professionals' choice for metal cutting and machinery workshop hand tools.

As you would expect with over 100 years of experience, the Eclipse product range has widened to accommodate natural product extensions, such as holesaws, jigsaw blades, reciprocating blades, locking jaw pliers, bolt and cable cutters, aviation snips, riveters, vices, heavy duty woodworking and metalworking clamps, engineers hand tools, plumbing tools, adjustable wrenches, hose clips and torque control tools. All designed and manufactured to the highest possible quality standards.

We offer excellent customer service in the UK and export markets via a global network of representative's and distributors in over 80 countries.

Spear & Jackson UK is a division of the

Spear & Jackson Group, which includes brands such as:

- Moore & Wright
- Eclipse Magnetics
- Bowers
- Baty
- Robert Sorby

The Spear & Jackson Group have operating companies in the UK, North America, France, China, Australia and New Zealand.

Throughout the development of the Eclipse brand, the company has continued to innovate and embrace new ideas and applications, whilst combining new and traditional materials to create reliable, high quality, functional tools at affordable prices, creating our enviable brand reputation as **the tools to trust**.

### Eclipse Quality Guarantee

\*Eclipse Professional Tools are warranted to be free from defects in material and workmanship for the life of the tool under normal conditions of use, excluding damage arising from misuse or alteration. Your statutory rights are not affected.



### The Official Mark of Quality


Dedication to quality has earned official accreditation of the BSEN ISO 9001:2015 Quality Assurance Certificate for the general manufacture of all our hand tools. This represents another important milestone in NEILL TOOLS history, since this is internationally recognised as a mark of quality. In addition, we guarantee all our tools and products against defective workmanship and materials so you can be sure of first-class performance.



## QUICK FACTS



- UK & Export Head office on 10 acre site based in Sheffield, England
- 97,000 ft<sup>2</sup> warehouse
- Over 3500 tools distributed to both our export and UK customers every week
- Products stocked by a large network of major DIY retailers and merchants





# NEW PRODUCT HIGHLIGHTS



8 Piece Metric Colour-Coded T-Grip Hex Key Set  
See page 157



9 Piece Colour-coded Extra Long Hex Key Set  
See page 156



1/4" & 3/8" Square Drive 34 Piece Metric Socket Set  
See page 106



Mild Steel 106 Piece Hose Clips Set  
See page 74



65 Piece Ratchet Screwdriver & Mini Socket Set  
See page 108



Multi-Function Handle with Reciprocating Saw Blade Set  
See page 31

# NEW PRODUCT HIGHLIGHTS



Eclipse Square Drive Ratchet Handles  
See page 105



1/2" Square Drive 24 Piece Socket Set  
See page 107



33 Piece Ratchet Screwdriver Set  
See page 109



53 Piece T-Grip Ratchet Screwdriver & Mini Socket Set  
See page 109



Eclipse Brand Heritage	P2
New Product Highlights	P4
Metal Cutting	P8
Hand Hacksaw Blades	P9
Power Hacksaw Blades	P14
Small Saw Blades	P16
Saw Frames	P18
Specialist Saw Frames	P23
Cutting - Power Tool Accessories	P24
Jigsaw Blades	P25
Reciprocating Blades	P26
Oscillating Multi-Tool Blades	P32
Abrasive Wheels	P40
HSS M2 Roll Forged Engineers Drills	P42
Flat Wood Drill Bits	P44
Holesaws	P46
Arbors & Accessories	P50
Workholding Solutions	P52
Vices	P54
Clamps	P60
Hose Clips	P70
Cutting	P76
Bolt and Wire Cutters	P77
Aviation Snips	P80
Tin Snips	P81
General Purpose and Jewellers Snips	P82
Pliers	P84
VDE Tools	P90
Gripping and Plumbing Tools	P94
Wrenches	P96
Pipe Vices and Cutters	P98

Gripping and Plumbing Tools - continued	
Pipe Benders and Cutters	P99
Locking Jaw Pliers	P101
Locking C-Clamps	P103
Socketry <span>NEW</span>	P104
Torque Wrenches and Torque Multipliers	P110
Riveters	P122
Engineers' Tools	P136
Combination Square and Try Squares	P137
Sliding Bevel and Engineers File Sets	P138
Punches	P140
Scrapers, Pin Vices, Chucks and Collets	P141
Scribers and Jewellers Screwdrivers	P142
Tool Bits and Boring Bars	P143
Cutting Off and Lathe Tools	P144
Tap Wrenches and Accessories	P145
Chisels and Wrecking Bars	P146
Wrecking Bars and Pry Bars	P147
Cold Chisels	P148
Bolsters and Specialist Chisels	P149
Wood Chisels	P150
Eclipse Accessories	P152
Tape Measures and Techcase	P153
Utility Knife and Screwdriver Sets	P155
Hex Key Sets	P156
Magnetic Welding Clamps and Accessories	P158
Merchandisers	P164
Product Packaging	P165
Terms and Conditions	P166



## Eclipse Metal Cutting

Eclipse is the number one name in metal cutting.

Our hacksaw blades are manufactured to the highest quality standards and deliver unparalleled cutting performance. A comprehensive range of saw frames complement the hacksaw blades to offer the professional a complete metal cutting solution.


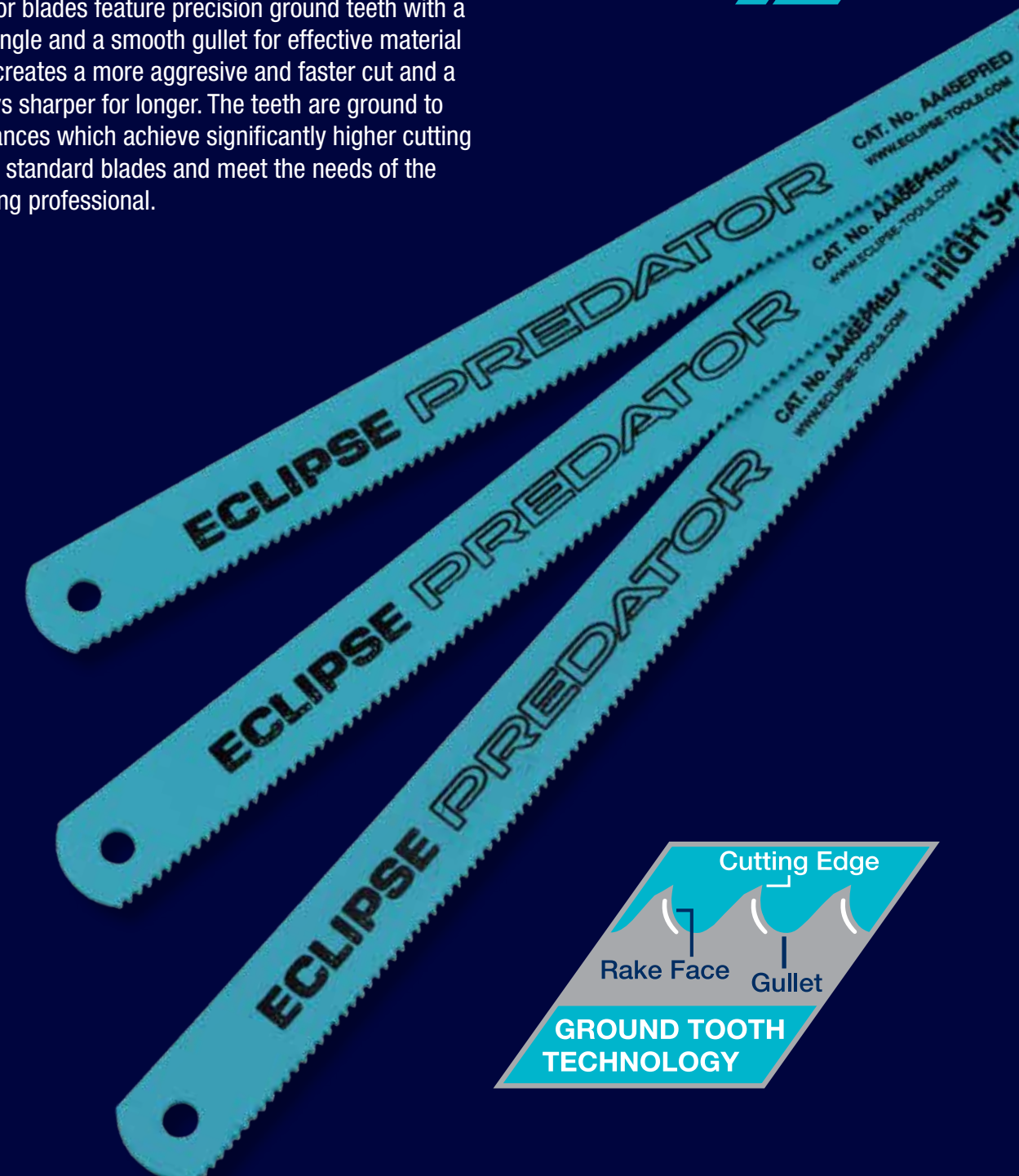
## Eclipse Predator Hand Hacksaw Blades

### A new generation of bimetal hacksaw blades

Eclipse Predator blades feature precision ground teeth with a positive rake angle and a smooth gullet for effective material removal. This creates a more aggressive and faster cut and a blade that stays sharper for longer. The teeth are ground to very fine tolerances which achieve significantly higher cutting efficiency than standard blades and meet the needs of the most demanding professional.

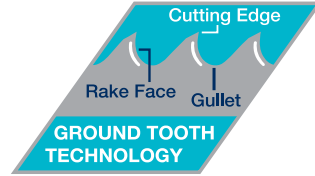


**ECLIPSE**  
PREDATOR™



Cutting Edge  
Rake Face  
Gullet  
**GROUND TOOTH TECHNOLOGY**





Market leading professional quality hand hacksaw blades, available in All Hard (HSS) and bimetal (shatterproof) qualities.

#### Predator Flexible Bimetal HSS

A virtually unbreakable blade for superb cutting performance, wear resistance and safety. Eclipse Predator blades feature precision ground teeth with a positive rake angle, and a smooth gullet for effective material removal, creating a more aggressive and faster cut and a blade that stays sharper for longer.

- Faster cut than standard bimetal Hacksaw Blades
- Longer Life
- Sharper first cut
- Shatterproof Blade



Part No.	Blade Size (mm)	Blade Size (inches)	Teeth per 25mm	Pack Size	Pack Weight (Kg)
AA45E-PRED	300 x 12.5 x 0.63	12 x ½ x 0.025	18	100	1.90
AA45E-PRED-PB	300 x 12.5 x 0.63	12 x ½ x 0.025	18	100	2.00
AA46V-PRED	300 x 12.5 x 0.63	12 x ½ x 0.025	24	100	1.90
AA46V-PRED-PB	300 x 12.5 x 0.63	12 x ½ x 0.025	24	100	2.00
AA47R-PRED	300 x 12.5 x 0.63	12 x ½ x 0.025	32	100	1.90
AA47R-PRED-PB	300 x 12.5 x 0.63	12 x ½ x 0.025	32	100	2.00

#### Predator Flexible Bimetal HSS Blades Retail Pack

Part No.	Blade Size (mm)	Blade Size (inches)	Teeth per 25mm	Blades in Pack	Pack Size
71-418RPRED	300 x 12.5 x 0.63	12 x ½ x 0.025	18	2	10
71-424RPRED	300 x 12.5 x 0.63	12 x ½ x 0.025	24	2	10
71-432RPRED	300 x 12.5 x 0.63	12 x ½ x 0.025	32	2	10
71-418R10PRED	300 x 12.5 x 0.63	12 x ½ x 0.025	18	10	10
71-424R10PRED	300 x 12.5 x 0.63	12 x ½ x 0.025	24	10	10
71-432R10PRED	300 x 12.5 x 0.63	12 x ½ x 0.025	32	10	10
71-624RPRED	300 x 12.5 x 0.63	12 x ½ x 0.025	18, 24, 32	3	10

Predator bimetal Hacksaw Blades are also available in plastic 2, 3, 5 and 10 blade retail packs featuring plastic hangers with euroslots.



# Metal Cutting Hand Hacksaw Blades

A rigid All Hard ground blade for highly accurate cutting and long life.

#### Predator All Hard HSB Blades

Eclipse Predator All Hard blades feature precision ground teeth with a positive rake angle, and a smooth gullet for effective material removal, creating a more aggressive and faster cut and a blade that stays sharper for longer. Manufactured entirely from M2 High Speed Steel, each blade is precisely hardened throughout its entire width to give a strong, rigid back ensuring a perfectly straight cut every time.

- M2 High Speed Steel Blade
- Hardened blade for a straight cut
- Faster cut than standard All Hard Hacksaw Blades
- Sharper first cut
- Longer life



Part No.	Blade Size (mm)	Blade Size (inches)	Teeth per 25mm	Pack Size	Pack Weight (Kg)
AE44W-PRED	300 x 12.5 x 0.63	12 x ½ x 0.025	14	100	1.90
AE44W-PREDPB	300 x 12.5 x 0.63	12 x ½ x 0.025	14	100	2.00
AE45B-PRED	300 x 12.5 x 0.63	12 x ½ x 0.025	18	100	1.90
AE45B-PREDPB	300 x 12.5 x 0.63	12 x ½ x 0.025	18	100	2.00
AE46X-PRED	300 x 12.5 x 0.63	12 x ½ x 0.025	24	100	1.90
AE46X-PREDPB	300 x 12.5 x 0.63	12 x ½ x 0.025	24	100	2.00
AE47K-PRED	300 x 12.5 x 0.63	12 x ½ x 0.025	32	100	1.90
AE47K-PREDPB	300 x 12.5 x 0.63	12 x ½ x 0.025	32	100	2.00

#### Packaging Options

Our boxed (100) Hacksaw Blades are available in either traditional cardboard boxes, or in informative tamper proof plastic boxes suitable for retail hanging and easy blade selection.



#### Hand Blade Tooth Pitch Selection

To select the hacksaw blade with the correct number of teeth for the task, consider the following elements:

**How thick is the material to be cut?**

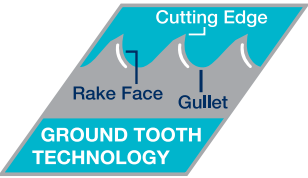
For thin sections, the highest number of teeth should be used

**What type of material is to be cut?**

The table below is a guide to tooth pitch selection for different materials and various thicknesses

Workpiece Material	Workpiece Thickness					
	mm Inch	<3 <1/8	3 1/8	6 1/4	10 3/8	13 1/2
Magnesium		32				
Aluminium			24			
Free Machining			18			
Low Carbon Steels				14		
Brass, Copper, Carbon Steels,		32				
Low and Medium Carbon			24			
Structural Steels				18		
					14	
High Carbon Steels,		32				
Bronze, Tool Steels, Die Steel,				24		
Alloy Steels, Stainless Steels,						
Copper Alloys						18
Malleable Cast Iron,						
Titanium Alloys,						
High Temperature Alloys						
(Inconel, Nimonic, Hastelloy,						
Incolony), Nickel Alloys						
(Monel, Duranickel)						





# Metal Cutting Hand Hacksaw Blades

All Hard blades for highly accurate cutting and long life.

## All Hard HSS

A rigid, All Hard blade for highly accurate cutting and long life. Manufactured entirely from top quality High Speed Steel, each blade is precisely hardened throughout its entire width to give a strong, rigid back, ensuring a perfectly straight cut time after time.

- Accurate Cutting
- Long Life



Part No.	Blade Size (mm)	Blade Size (")	Teeth per 25mm	Pack Size	Pack Weight (kg)
AE44W	300 x 12.5 x 0.63	12 x ½ x 0.025	14	100	1.90
AE44WPB	300 x 12.5 x 0.63	12 x ½ x 0.025	14	100	2.00
AE45B	300 x 12.5 x 0.63	12 x ½ x 0.025	18	100	1.90
AE45BPB	300 x 12.5 x 0.63	12 x ½ x 0.025	18	100	2.00
AE46X	300 x 12.5 x 0.63	12 x ½ x 0.025	24	100	1.90
AE46XPB	300 x 12.5 x 0.63	12 x ½ x 0.025	24	100	2.00
AE47K	300 x 12.5 x 0.63	12 x ½ x 0.025	32	100	1.90
AE47KPB	300 x 12.5 x 0.63	12 x ½ x 0.025	32	100	2.00

## Packaging Options

Our boxed (100) Hacksaw Blades are available in either traditional cardboard boxes, or in informative tamper proof plastic boxes suitable for retail hanging and easy blade selection.



High quality flexible shatterproof silicon hand hacksaw blades suitable for occasional DIY use.

## Flexible Silicon Shatterproof

A virtually unbreakable blade suitable for DIY use. Manufactured from low alloy silicon steel, this blade is ideal for general purpose sawing of mild steel, brass, aluminium, copper and other soft metals.

- General Purpose
- Shatterproof Blade



Part No.	Blade Size (mm)	Blade Size (")	Teeth per 25mm	Pack Size	Pack Weight (kg)
AM44L*	300 x 12.5 x 0.63	12 x ½ x 0.025	14	100	1.80
AM44LPB*	300 x 12.5 x 0.63	12 x ½ x 0.025	14	100	1.90
AM45W	300 x 12.5 x 0.63	12 x ½ x 0.025	18	100	1.80
AM45WPB*	300 x 12.5 x 0.63	12 x ½ x 0.025	18	100	1.90
AM46B	300 x 12.5 x 0.63	12 x ½ x 0.025	24	100	1.80
AM46BPB*	300 x 12.5 x 0.63	12 x ½ x 0.025	24	100	1.90
AM47X	300 x 12.5 x 0.63	12 x ½ x 0.025	32	100	1.80
AM47XPB*	300 x 12.5 x 0.63	12 x ½ x 0.025	32	100	1.90

\*Made to order. MOQ applies. Details available on request.



## Flexible Silicon Shatterproof Blades Retail Packs

Part No.	Blade Size (mm)	Blade Size (")	Teeth per 25mm	Blades in Pack	Pack Size
71-224R	300 x 12.5 x 0.63	12 x ½ x 0.025	24	5	10
AM47XTUBE*	300 x 12.5 x 0.63	12 x ½ x 0.025	32	10	10

Flexible Silicon Hacksaw Blades are also available in plastic 5 and 10 blade retail packs featuring plastic hangers with euroslots .





# Metal Cutting

## Power Hacksaw Blades

Manufactured entirely from top quality M2 High Speed Steel and hardened throughout, All Hard blades are capable of cutting the most difficult materials with great accuracy and combine consistent high performance with long life.

All Hard HSS Blades						
Part No.	Blade Size (mm)	Blade Size (inches)	Teeth per 25mm	PIN dia. (mm)	Pack Size	Pack Weight (kg)
AE144N*	300 x 16 x 0.80	12 x 5/8 x 0.032	14	5	50	1.60
AE145L	300 x 16 x 0.80	12 x 5/8 x 0.032	18	5	50	1.60
AE146W	300 x 16 x 0.80	12 x 5/8 x 0.032	24	5	50	1.60
AE203V	300 x 25 x 1.25	12 x 1 x 0.050	10	8.2	10	0.79
AE204R	300 x 25 x 1.25	12 x 1 x 0.050	14	8.2	10	0.79
AE222B	350 x 25 x 1.25	14 x 1 x 0.050	6	8.2	10	0.94
AE223R	350 x 25 x 1.25	14 x 1 x 0.050	10	8.2	10	0.94
AE224H	350 x 25 x 1.25	14 x 1 x 0.050	14	8.2	10	0.94
AE342E	350 x 32 x 1.60	14 x 1 1/4 x 0.062	6	8.2	10	1.50
AE343V	350 x 32 x 1.60	14 x 1 1/4 x 0.062	10	8.2	10	1.50
AE344R	350 x 32 x 1.60	14 x 1 1/4 x 0.062	14	8.2	10	1.50
AE452W*	350 x 38 x 2.00	14 x 1 1/2 x 0.075	6	8.2	10	1.06
AE243H	400 x 25 x 1.25	16 x 1 x 0.050	10	8.2	10	1.06
AE244M	400 x 25 x 1.25	16 x 1 x 0.050	14	8.2	10	1.06
AE352X	400 x 32 x 1.60	16 x 1 1/4 x 0.062	6	8.2	10	1.72
AE353K	400 x 32 x 1.60	16 x 1 1/4 x 0.062	10	8.2	10	1.72
AE354C	400 x 32 x 1.60	16 x 1 1/4 x 0.062	14	8.2	10	1.72
AE462G	400 x 38 x 2.00	16 x 1 1/2 x 0.075	6	8.2	10	2.50
AE263M*	425 x 25 x 1.25	17 x 1 x 0.050	10	8.2	50	1.12
AE362V*	425 x 25 x 1.25	17 x 1 1/4 x 0.062	6	8.2	50	1.80
AE363R	425 x 25 x 1.25	17 x 1 1/4 x 0.062	10	8.2	50	1.80
AE372K	450 x 32 x 1.60	18 x 1 1/4 x 0.062	6	10.2	10	1.88
AE373C	450 x 32 x 1.60	18 x 1 1/4 x 0.062	10	10.2	10	1.88
AE472B	450 x 38 x 2.00	18 x 1 1/2 x 0.075	6	10.2	10	2.68
AE512M	450 x 45 x 2.25	18 x 1 3/4 x 0.088	6	10.2	10	3.90
AE522A*	475 x 45 x 2.25	19 x 1 3/4 x 0.088	6	10.2	10	3.95
AE482E	500 x 38 x 2.00	20 x 1 1/2 x 0.075	6	10.2	10	3.00
AE492X	525 x 38 x 2.00	21 x 1 1/2 x 0.075	6	10.2	10	3.30
AE493K	525 x 38 x 2.00	21 x 1 1/2 x 0.075	10	10.2	10	3.30
AE541A*	525 x 45 x 2.25	21 x 1 3/4 x 0.088	4	10.2	10	4.30
AE542D	525 x 45 x 2.25	21 x 1 3/4 x 0.088	6	10.2	10	4.30
AE622C	550 x 50 x 2.50	22 x 2 x 0.100	6	12.5	10	5.60
AE632H*	575 x 50 x 2.50	23 x 2 x 0.100	6	12.5	10	5.93
AE562P	600 x 45 x 2.25	24 x 1 3/4 x 0.088	6	12.5	10	4.90
AE641C	600 x 50 x 2.50	24 x 2 x 0.100	4	12.5	10	6.40
AE642J	600 x 50 x 2.50	24 x 2 x 0.100	6	12.5	10	6.40
AE651H*	650 x 50 x 2.50	24 x 2 x 0.100	4	12.5	10	6.96
AE652M	650 x 50 x 2.50	24 x 2 x 0.100	6	12.5	10	6.96
AE662A	700 x 50 x 2.50	28 x 2 x 0.100	6	12.5	10	7.35
AE691F*	750 x 63 x 2.50	30 x 2 1/2 x 0.100	4	12.5	10	10.08

\* Made to order. MOQ applies. Details available on request.



Manufactured from high speed steel, electron beam welded to a spring steel back, bimetal blades are virtually unbreakable, safe and able to withstand heavy feed pressures, giving economical, high cutting rates. They will cut through most types of metal including alloy and stainless steels.

All Hard HSS - Suitable for KASTO Hacksawing Machines						
Part No.	Blade Size (mm)	Blade Size (")	Teeth per 25mm	PIN dia. mm	Pack Size	Pack Weight (kg)
AE972G*	450 x 38 x 2.00	18 x 1 1/2 x 0.075	10	8.5	10	2.80
AE983X*	575 x 50 x 2.50	23 x 2 x 0.100	6	10.5	10	5.96

\* Made to order. MOQ applies. Details available on request.

Bimetal High Speed Steel Blades						
Part No.	Blade Size (mm)	Blade Size (")	Teeth per 25mm	PIN dia. mm	Pack Size	Pack Weight (kg)
AA203K	300 x 25 x 1.25	12 x 1 x 0.050	10	8.2	10	1.03
AA204C	300 x 25 x 1.25	12 x 1 x 0.050	14	8.2	10	1.03
AA223C	350 x 25 x 1.25	14 x 1 x 0.050	10	8.2	10	1.16
AA224J	350 x 25 x 1.25	14 x 1 x 0.050	14	8.2	10	1.16
AA342X	350 x 32 x 1.60	14 x 1 1/4 x 0.062	6	8.2	10	1.56
AA343K	350 x 32 x 1.60	14 x 1 1/4 x 0.062	10	8.2	10	1.56
AA352V	400 x 32 x 1.60	16 x 1 1/4 x 0.062	6	8.2	10	1.78
AA353R	400 x 32 x 1.60	16 x 1 1/4 x 0.062	10	8.2	10	1.78
AA462B*	400 x 38 x 2.00	16 x 1 1/2 x 0.075	6	8.2	10	2.68
AA373H	450 x 32 x 1.60	18 x 1 1/4 x 0.062	10	10.2	10	1.96
AA472E*	450 x 38 x 2.00	18 x 1 1/4 x 0.075	6	10.2	10	3.02
AA492V*	525 x 38 x 2.00	21 x 1 1/2 x 0.075	6	10.2	10	3.52

\* Made to order. MOQ applies. Details available on request.

Power Blade Tooth Pitch and Cutting Speed Selection Guide										
Workpiece Material	Speed Strokes/Min	mm inch	<13 <1/2	<13 <1/2	25 1	50 2	75 3	100 4	125 5	
Magnesium	140-160		14							
Aluminium	100-160			10						
				6						
Free Machining Low Carbon Steel	140-160					4				
Brass	120-150		14							
Copper	90-120			10						
Mild Steel	110-150				6					
Low & Medium Carbon Steels	90-160									
Structural Steels	100-125					4				
High Carbon Steels	50-100		14							
Bronze	100-120									
Tool Steels	60-80			10						
Die Steels	50-75									
Alloy Steels	45-95									
Copper Alloys	70-120					6				
Malleable Cast Irons	50-90									
Titanium Alloys	50-70						4			
Grey Cast Irons	70-100									
High Temperature Alloys (Inconel, Nimonic, Hastelloy, Incoloy, Waspaloy	35-75		10							
				6						
Nickel Alloys (Monel, Duranickel)	30-60					4				

Blade selection based on type of material being cut. Also for thinner workpieces select the faster blade speed and higher TPI and for thicker workpieces select the slower speed and lower TPI.





### Small Saw Blades Range

A comprehensive range of blades for use in small saw frames, for cutting a wide range of materials including metals, wood and composites in various profiles.

Small Saw Blades				
Part No.	Description	Length	Teeth per 25mm	Blades in Pack
71-132R	Junior blades	150mm (6")	32	10
71-114R	Junior-wood	150mm (6")	14	10
71-230R	Padsaw blades			
	- wood	254mm (10")	10	1
	- metal	203mm (8")	24	1
71-CP7R	Coping Saw blades	165mm (6½")	14	10
71-CP24R	Coping Saw blades	165mm (6½")	24	10
71-FS5R	Fretsaw blades	125mm (5")	18	10
FS32	Fretsaw blades	125mm (5")	32	100
FS22	Fretsaw blades	125mm (5")	22	100
FS18	Fretsaw blades	125mm (5")	18	100
FS16	Fretsaw blades	125mm (5")	16	100
PS80	Piercing Saw Blades	125mm (5")	80	100
PS60	Piercing Saw Blades	125mm (5")	60	100
PS52	Piercing Saw Blades	125mm (5")	52	100
PS44	Piercing Saw Blades	125mm (5")	44	100
PS32	Piercing Saw Blades	125mm (5")	32	100
73-66SR	GP saw spare blade	375mm (15¾")	10	1





## Saw Frames Range

A choice of hacksaw frames designed for the professional user for cutting a wide range of metals and other materials, including the 70-24TR high tension saw frame with a quick blade change mechanism.





A choice of hacksaw frames designed for the professional user for cutting a wide range of metals and other materials, including the 70-24TR high tension saw frame with a quick blade change mechanism.

70-24TR High Tension Professional Saw Frame

- Aluminium frame is lightweight, strong and durable resulting in less fatigue during prolonged use
- It can maintain blade tension up to 200 Kg force to ensure accurate and straight cutting performance
- Features a quick blade change mechanism to save time in the workshop
- Alternative 45° blade mounting for flush cutting
- Supplied with an Eclipse shatterproof bimetal 24TPI blade.



Part No.	Length	Height	Pack Qty.	Box Weight (kg)
70-24TR	410mm (16")	150mm (6")	6	4.0

70-20TR/20TND Saw Frames

- The original 70-20TR
- Strong, tubular frame complete with a die cast handle for greater comfort and control when sawing
- Maintains optimum blade tension to ensure accurate and straight cutting performance
- Supplied with an Eclipse shatterproof bimetal 24TPI blade, suitable for cutting most metals and plastics
- Available in packs of 5 or 20.



Part No.	Description	Length	Height	Pack Qty	Box Weight
70-20TR	Prof. Hacksaw	465mm (18 <sup>3</sup> / <sub>8</sub> ")	130mm (5")	5	3.85kg
20TND	Prof. Hacksaw	465mm (18 <sup>3</sup> / <sub>8</sub> ")	130mm (5")	20	14.75kg

70-23TR Pro-Plus Hacksaw

- Box frame for extra strength and rigidity, ideal for working with a wide range of metal sections and tubing
- Comes fitted with a 24TPI Predator Bimetal Blade
- Features an ergonomic diecast handle which is comfortable to hold and easy to keep clean, especially in greasy environments.



Part No.	Length	Height	Pack Qty.	Box Weight (kg)
70-23TR	400mm (15 <sup>3</sup> / <sub>4</sub> ")	25mm (10")	5	3.81kg

Alternative saw frames offering great value for money suitable for cutting a wide range of metals and other materials.

40PG30 Saw Frame

- A traditional pistol grip hacksaw
- die cast handle and solid frame
- Supplied with an Eclipse shatterproof bimetal 24TPI blade.



Part No.	Length	Height	Pack Qty	Box Weight
40PG30	485mm (19")	120mm (4 <sup>3</sup> / <sub>4</sub> ")	5	3.50kg

18TND Saw Frame


- Lightweight and strong mild steel box section frame
- Die cast handle for strong grip
- Supplied with an Eclipse shatterproof bimetal 24TPI blade.



Part No.	Length	Height	Pack Qty	Box Weight
18TND	443mm (17 <sup>3</sup> / <sub>8</sub> ")	132mm (5 <sup>1</sup> / <sub>4</sub> ")	10	4.4kg

16TND Saw Frame

- A lightweight, economical hacksaw frame
- Strong, box section tubular steel frame
- Comfortable and durable cast aluminium handle
- Extra long location pin gives increased security of the tensioning bit
- Supplied with an Eclipse shatterproof bimetal 18TPI blade.



Part No.	Length	Height	Pack Qty	Box Weight
16TND	430mm (16.9")	132mm (5 <sup>1</sup> / <sub>4</sub> ")	10	4.4kg

70-400R/400ND Saw Frame

- Tubular steel frame and comfort grip plastic handle
- Supplied with an Eclipse flexible silicon steel blade.



Part No.	Length	Height	Pack Qty	Box Weight
70-400R	400mm (15 <sup>3</sup> / <sub>4</sub> ")	130mm (5")	5	2.5kg
400ND	400mm (15 <sup>3</sup> / <sub>4</sub> ")	130mm (5")	20	9.20kg
400NDB*	400mm (15 <sup>3</sup> / <sub>4</sub> ")	130mm (5")	20	9.20kg

\* Supplied with an Eclipse shatterproof bimetal 24TPI blade.



# Metal Cutting Saw Frames

Junior hacksaw frames available with a choice of handle types for wood and metal cutting, pad saws for cutting in restricted areas and general purpose saws for wood and plastic cutting. The 15TND is ideal for use in awkward or restricted areas.

### 15TND Mini Saw Frame

- Mini hacksaw frame ideal for use in awkward or restricted areas
- Strong aluminium frame for extra durability.
- Easy blade changing mechanism without the need for extra tools
- Blade length can be changed to enable 80% of the blade to be used increasing cutting efficiency
- Ergonomic soft grip handle with a thumb grip
- Supplied with an Eclipse shatterproof bimetal 24TPI blade.



Part No.	Length	Height	Pack Qty	Box Weight
15TND	320mm (12 <sup>5</sup> / <sub>8</sub> "	55mm (2 <sup>1</sup> / <sub>16</sub> "	12	2.8kg

### 72-66XR General Purpose Saw

- General purpose saw for cutting through wood, plastics and soft metals (such as nails)
- Polyester coated blade and diecast handle
- Blade has 9 preset positions for versatility whilst cutting in awkward or confined areas.



Part No.	Length	Height	Pack Qty	Box Weight
72-66XR	465mm (18 <sup>1</sup> / <sub>4</sub> "	115mm	5	2.70kg

### 70-675R Saw Frame

- Junior hacksaw with plastic moulded pistol grip comfort handle, steel frame and Eclipse blade
- Blade tensioning device incorporated in the handle
- Supplied with Eclipse metal cutting blade.



Part No.	Length	Height	Pack Qty	Box Weight
70-675R	250mm (10")	100mm (4")	5	1kg

### 70-14JR Saw Frame

- Junior Hacksaw with a powder coated steel frame and Eclipse metal cutting blade.



Part No.	Length	Height	Pack Qty	Box Weight
70-14JR	260mm (10 <sup>1</sup> / <sub>2</sub> "	67mm (2 <sup>5</sup> / <sub>8</sub> "	5	1.7kg

# Metal Cutting Specialist Saw Frames

A range of specialist saw frames for cutting and shaping various materials such as wood, bone, plastics and jewellery.

### 70-130R Padsaw

- Padsaw for sawing in confined places
- Diecast handle supplied with 2 blades, one for wood and one for metal
- The handle can hold the blade in one of two positions for maximum flexibility in use
- Ideal for cutting out keyholes and letterboxes.



Part No.	Length	Height	Pack Qty	Box Weight
70-130R	276mm (10 <sup>7</sup> / <sub>8</sub> "	110mm	5	1.40kg

### 70-CP1R Coping Saw

- Coping saw for cutting and shaping in wood
- Comfortable wooden handle and steel frame
- Blades can be positioned at any angle to the frame
- Supplied with Eclipse 14tpi Coping Saw blade.



Part No.	Length	Height	Pack Qty	Box Weight
70-CP1R	315mm (12 <sup>3</sup> / <sub>8</sub> "	130mm (5 <sup>1</sup> / <sub>8</sub> "	5	1.50kg

### 70-CP1RSF Coping Saw

- Coping saw for cutting and shaping in wood
- Soft-feel handle for extra comfort
- Steel frame
- Blades can be positioned at any angle to the frame
- Supplied with Eclipse 14tpi Coping Saw blade.



Part No.	Length	Height	Pack Qty	Box Weight
70-CP1RSF	317mm (12 <sup>3</sup> / <sub>8</sub> "	317mm (12 <sup>3</sup> / <sub>8</sub> "	5	1.50kg

### 70-FS1R Fretsaw

- Fretsaw for fine cutting work in thin materials such as wood, bone and plastics
- Ideal for professionals and hobbyists
- Comfortable wooden handle and steel frame
- Supplied with Eclipse 16tpi Fretsaw blade.



Part No.	Length	Height	Pack Qty	Box Weight
70-FS1R	270mm (10 <sup>5</sup> / <sub>8</sub> "	300mm (11 <sup>7</sup> / <sub>8</sub> "	5	2.05kg

### PS51 Piercing Saw

- Piercing saw for use in fine metal work such as jewellery
- Comfortable wooden handle and steel frame
- Supplied with Eclipse 32tpi Piercing Saw blade.



Part No.	Length	Height	Pack Qty	Box Weight
PS51	292mm (11 <sup>1</sup> / <sub>2</sub> "	95mm (3 <sup>3</sup> / <sub>4</sub> "	5	0.90kg



### Eclipse Cutting Power Tool Accessories

Eclipse features a wide range of Power Tool Cutting Accessories including Jigsaw Blades, Holesaws and Reciprocating Saw Blades. These can be used on a range of materials including metal, ceramics, wood, plasterboard, and plastics.

# Cutting

## Jigsaw Blades

Eclipse Predator Jigsaw blades have unrivalled cutting speed and life and can tackle almost all cutting tasks using a power jigsaw. The Universal "T" Shank type fits most leading brand Jigsaw machines. Each pack contains 5 blades.

#### Wood Cutting Blades

Part No.	Cut	Teeth	TPI	Length	Cut Thickness
EPT101B	Fine Straight	2.7mm	10	100mm	Up to 30mm
EPT101BR	Fine Precision	2.5mm Reverse	10	100mm	Up to 30mm
EPT101D	Fine Straight	4.0 - 5.2mm P	6 - 5 P	100mm	Up to 50mm
EPT111C	Fast Straight	3mm	8	100mm	Up to 50mm
EPT119B	Fine Straight	1.9 - 2.3mm P	14 - 11 P	75mm	Up to 15mm
EPT144D	Fast Straight	4.0 - 5.2mm P	6 - 5 P	100mm	Up to 50mm
EPT244D	Fast Curve	4.0 - 5.2mm P	6 - 5 P	100mm	Up to 50mm
EPT301CD	Fine Straight	3.0mm	8	115mm	Up to 65mm

#### Metal Cutting Blades

Part No.	Cut	Teeth	TPI	Length	Cut Thickness
EPT118G	Fine Straight	0.7mm	32	75mm	Up to 1.5mm
EPT118A	Fine Straight	1.1 - 1.5mm P	24 - 17 P	75mm	Up to 3mm
EPT118B	Fine Straight	1.9 - 2.3mm P	14 - 11 P	75mm	2.5 - 6.0mm
EPT318A	Fine Straight	1.2mm	21	132mm	Sheet Metal up to 3mm Metal Pipes up to 65mm
EPT127D	Fast Straight	3.0mm	8	100mm	Aluminium up to 30mm Sheet Metal up to 15mm Metal Pipe up to 30mm

Eclipse Jigsaw Blades are also available in combination sets containing a mix of blade sizes suitable for a variety of wood cutting or wood and metal cutting tasks

#### EPT-WM10 10 Piece Jigsaw Blade Set - Wood & Metal Cutting

Part No.	Qty	Cut	TPI	Material	Cut Thickness
EPT101B	2	Fine Straight	10	Wood / Plastic	Up to 30mm
EPT101BR	2	Fine Precision	10	Wood / Laminate	Up to 30mm
EPT101D	1	Fine Straight	6 - 5 P	Wood / Laminate	Up to 50mm
EPT111C	1	Fast Straight	8	Wood	Up to 50mm
EPT144D	1	Fast Straight	6 - 5 P	Wood	Up to 50mm
EPT118A	1	Fine Straight	24 - 17 P	Metal	Up to 3mm
EPT118G	1	Fine Straight	32	Metal	Up to 1.5mm
EPT127D	1	Fast Straight	8	1) Metal 2) Aluminium	1) Up to 15mm 2) Up to 30mm

#### EPT-W10 10 Piece Jigsaw Blade Set - Wood Cutting Blades

Part No.	Qty	Cut	TPI	Material	Cut Thickness
EPT101B	2	Fine Straight	10	Wood / Plastic	Up to 30mm
EPT101BR	2	Fine Precision	10	Wood / Laminate	Up to 30mm
EPT101D	2	Fine Straight	6 - 5 P	Wood / Laminate	Up to 50mm
EPT111C	2	Fast Straight	8	Wood	Up to 50mm
EPT144D	1	Fast Straight	6 - 5 P	Wood	Up to 50mm
EPT244D	1	Fast Curve	6 - 5 P	Wood	Up to 50mm

P = Progressive Teeth





## Eclipse Predator Reciprocating Saw Blades.

Outstanding cutting performance to meet the needs of the most demanding professional. All blades have a Universal fitting to fit most popular reciprocating saw machines. Each pack contains 5 pieces\*.

\*TC - Tungsten Carbide blade is only available in a 1 piece pack

# Cutting Reciprocating Saw Blades

## Choosing the right blade...

### HCS - High Carbon Steel

- Made from High Carbon Steel specially designed for wood cutting in terms of hardness and resistance.
- Highly suitable for other soft materials such as laminated chipboards and soft plastics.



Cuts Wood and Plastic

### Bimetal

- High performance bimetal blades featuring an electron beam welded heavy duty bimetal construction.
- They combine a M42 HSS steel cutting edge containing 8% Cobalt for aggressive long lasting teeth welded to a flexible alloy spring steel backing.
- This ensures a virtually unbreakable blade, which stays sharper for longer providing superb cutting performance, wear resistance and safety.
- Highly suitable for cutting sheet metal, metal pipes, profiles as well as wood with nails, plastics and reinforced plastics
- Include heavy duty blades for demolition work



Cuts Metal



Cuts Wood & Metal

### TC - Tungsten Carbide

- Special blade with Tungsten Carbide tipped teeth designed to allow easy and fast cuts through construction materials such as brick, porous concrete and masonry.



Cuts Brick & Masonry





## Teeth Per Inch Selection Guide


3 TPI	6 TPI	8 TPI	10 TPI	10/14 TPI	14 TPI	18 TPI	24 TPI
Rough				Cut Quality			
Fast				Cut Speed			
Wood				Thick Metal 3-8mm			
				Medium Metal 1.5-4mm			
				Thin Metal 0.7-3mm			

## Blade Length Selection Guide



**Width of material + 75mm = Blade Length**

For best results, use a TPI that yields 2-3 teeth in the material at all times



The Eclipse Predator Reciprocating Saw Blade Range features: bimetal blades for wood and metal, including heavy duty blades for demolition work, HCS blades for wood and a dedicated Tungsten Carbide blade for brick and masonry.



Bimetal Reciprocating Saw Blades: Metal Cutting



Bimetal Reciprocating Saw Blades: Wood and Metal, Nail Embedded Wood, Plastic and Reinforced Plastics

## Bimetal Reciprocating Saw Blades - Metal Cutting

Part No.	Size (mm)	TPI	Application
EC-S922BF	150 x 19 x 0.9	14	Thick sheet metal (3-8mm), solid profiles & pipes (Ø 10-100mm).
EC-S922EF	150 x 19 x 0.9	18	Medium sheet metal (1.5-4mm), pipes/profiles (Ø 5-100mm).
EC-S922AF	150 x 19 x 0.9	24	Thin sheet metal (0.7-3mm), fine pipes/profiles (Ø 5-100mm).
EC-S1122BF	225 x 19 x 0.9	14	Thick sheet metal (3-8mm), solid profiles & pipes (Ø > 175mm) flexible flush cut
EC-S1122EF	225 x 19 x 0.9	18	Medium sheet metal (1.5-4mm), pipes/profiles (Ø > 175mm) flexible flush cut

## Bimetal Reciprocating Saw Blades - Wood and Metal, Nail Embedded Wood, Plastic and Reinforced Plastics

Part No.	Size (mm)	TPI	Application
EC-S922HF	150 x 19 x 0.9	10	Wood with nails/metal (5-100mm), sheet metal, pipes, aluminium profiles (3-12mm) pallets.
EC-S1122HF	225 x 19 x 0.9	10	Pallet repair, wood with nails/metal (5-175mm), sheet metal, pipes, aluminium profiles (3-12mm)* flexible flush cutting.
EC-S1222VF	300 x 19 x 0.9	10 - 14 P	Wood with nails/metal(5-250mm),sheet metal, pipes, aluminium profiles (3-10mm) pallets. plastic profiles (dia 3 -250mm)* Flexible flush cut.
EC-S1111DF	225 x 19 x 1.25	6	Wood with nails/metal, chipboards (10-100mm) plastic profiles (Ø 5-175mm), plastics/glass fibre reinforced plastics, profiles (8-50mm).
EC-S1411DF	300 x 19 x 1.25	6	Wood with nails/metal, chipboards (10-250mm) aerated concrete (10-250mm), plastics/glass fibre reinforced plastics, profiles (5-60mm).

P = Progressive Teeth





## Bimetal Reciprocating Saw Blades

Demolition, Wood & Metal,  
Nail Embedded Wood,  
Plastic, Reinforced Plastics



## HCS Reciprocating Saw Blades

Wood, Composition Materials  
and Plastics




## Tungsten Carbide Reciprocating Saw Blades

Masonry and Bricks


### Bimetal Reciprocating Saw Blades - Demolition, Wood & Metal, Nail Embedded Wood, Plastic, Reinforced Plastics

Part No.	Size (mm)	TPI	Application
EC-S610DF *	150 x 22 x 1.6	6	Wood with nails/metal, chipboards (10-100mm) plastics/glassfibre reinforced plastics, wall cutouts: wood+metal (<75mm). *for rescue/ demolition work.
EC-S1110DF	225 x 22 x 1.6	6	Wood with nails/metal, chipboards (10-175mm) Plastics/glassfibre reinforced plastics, wall cutouts: wood+metal(<150mm). *for rescue/ demolition work.



### HCS Reciprocating Saw Blades - Wood, Composition Materials and Plastics

Part No.	Size (mm)	TPI	Application
EC-S644D	150 x 19 x 1.25	6	Construction timber (6-100mm). Wooden panels (<75mm), chipboard, mdf (6-60mm), plywood, plastic (6-100mm), *especially for plunge cuts
EC-S1531L	240 x 19 x 1.5	5	Coarse, fast cuts in wood <=175mm (tree cutting and pruning)
EC-S2345X	200 x 19 x 1.5	6 - 10 P	Construction timber (6-150mm). Chipboard, MDF (6-60mm), plywood, plastic (6-150mm), wooden panels (<175mm)



### Tungsten Carbide Reciprocating Saw Blades - Masonry and Bricks

Part No.	Size (mm)	TPI	Application
EC-S1543HM	240 x 23 x 1.5	2	For small bricks up to a material thickness of 150mm (Poroton, Fibre cement, Porous concrete, Red brick)



### EMFH4PS - Multi-Function Handle with Reciprocating Saw Blades Set

Our new Multi-Function Handle with Reciprocating Saw Blades Set is ideal for working in hard-to-reach spaces, and proves a useful back up alternative when your powered reciprocating machines are not an option.

- Quick release mechanism for rapid blade changing
- Ergonomic handle grip for comfort and control when cutting
- The blades have universal fittings compatible with most powered reciprocating saws

It comes with three interchangeable reciprocating blades for cutting:

- Metal
- Wood
- Nail-embedded wood



Part No.	Description	Pack Qty.
EMFH4PS	Multi-Function Handle with Reciprocating Saw Blade Set	5

### EC-RSET8 - 8 Piece Reciprocating Saw Blade Set

Wood, Nail Embedded Wood, Metal and Plastics



#### Set Contents:

Part No.	Size (mm)	TPI	Application	Qty
EC-S1531L	240 x 19 x 1.5	5	Wood	2
EC-S644D	150 x 19 x 1.25	6	Wood	2
EC-S922HF	150 x 19 x 0.9	10	Wood/Metal	2
EC-S922HF	150 x 19 x 0.9	18	Metal	2



# Cutting Oscillating Multi-Tool Blades

## 30 x 65mm HCS Plunge Cut Oscillating Blade

- Provides extended depth for plunge cuts up to 65mm
- Particularly good blade for hardwood applications
- Universal fitment suitable for corded and cordless multi-tool oscillating machines.

**NEW**



Part No.	Description	Pack Qty.	Application
EC-HP3065WS	30 x 65mm HCS Plunge Cut Oscillating Blade	5 x single blades	Ideal for use on wood, plasterboard, and plastic

## 45 x 55mm HCS Plunge Cut Oscillating Blade

- Provides extended depth for plunge cuts up to 55mm
- Particularly good blade for hardwood applications
- Universal fitment suitable for corded and cordless multi-tool oscillating machines.

**NEW**



Part No.	Description	Pack Qty.	Application
EC-HP4555WS	45 x 55mm HCS Plunge Cut Oscillating Blade	5 x single blades	Ideal for use on wood, plasterboard, and plastic

## 34mm Carbide Teeth Plunge Cut Oscillating Blade

- Provides extended depth for plunge cuts up to 40mm
- Universal fitment suitable for corded and cordless multi-tool oscillating machines.

**NEW**



Part No.	Description	Pack Qty.	Application
EC-CP3440WM	34mm Carbide Teeth Plunge Cut Oscillating Blade	1 x single blade	Carbide teeth for cutting rebar, nails, screws, stainless steel bolts, galvanised pipe, hardwood, plaster, cement board, fibre board, sheet metal, slate, and ceramic tile

## Eclipse Predator Oscillating Multi-Tool Blades

Manufactured from high quality High Carbon Steel (HCS) and High Speed Steel (HSS) Bimetal for strength and durability. They feature a universal fitting suitable for most corded and cordless multi-tool oscillating machines



### 86mm Bimetal Convex Segment Saw Blade

- Bimetal material for increased cutting life
- Universal fitment suitable for corded and cordless multi-tool oscillating machines.

**NEW**



Part No.	Description	Pack Qty.	Application
EC-BM86SEG	86mm Bimetal Convex Segment Saw Blade	1 x single blade	Ideal for perfect flush cuts in nails, plastics, fiberglass, non-ferrous materials, and sheet metal up to 1mm

### 68mm HCS Standard Tooth Oscillating Blade

- High Carbon Steel blade for durability and wear resistance
- Excellent choice for large cutting areas
- Universal fitment suitable for corded and cordless multi-tool oscillating machines.

**NEW**



Part No.	Description	Pack Qty.	Application
EC-MF6840WS	40 x 68mm HCS Standard Tooth Oscillating Blade	5 x single blades	Ideal for flush cuts on wood, plasterboard, and plastic

### 45mm x 55mm Bimetal Plunge Cut Oscillating Blade

- Step-down flush cut design allows the operator to lay the blade flat on guide surface for a controlled perpendicular cut
- Universal fitment suitable for corded and cordless.

**NEW**



Part No.	Description	Pack Qty.	Application
EC-MB4555WM	86mm Carbide Grit Convex Saw Blade	5 x single blades	Ideal for plunge and flush cuts in sheet metal, fibreglass, drywall, plastics, wood, and nail-embedded wood

### 68mm Wide Flare Shank Japanese Tooth Blades

- High Carbon Steel flush cutting Multi-Tool Blade for wood and plastic
- Ideal for cutting large areas
- Japanese Tooth Format for fast precise cutting of wood, timber overlay, flooring and plastics as well as plasterboard and drywall
- Universal fitting compatible with most corded and cordless Oscillating Multi-tool machines.



Part No.	Description	Pack Qty.	Application
EC-MF6840WJ	68mm Japanese Tooth Oscillating Multi-tool Blade	10 x packs of 5 blades	Particularly good for plumbing, floor-laying, window fitting, building and construction, decking, dry-lining and many other trades

### 86mm High Carbon Steel (HCS) Convex Blade

- High Carbon Steel blade
- Durable and wear resistant
- For easy plunge cuts into material at any spot
- Suitable for 3mm grout line
- Universal fitting compatible with most corded and cordless Oscillating Multi-tool machines.



Part No.	Description	Pack Qty.	Application
EC-MF86WC	86mm HCS Oscillating Multi-tool Blade	10 x single blades	Ideal for flush cuts and cut outs in non-ferrous metals, hardwood and particle board

### 86mm Carbide Grit Convex Blade

- Semi-circular High Carbon Steel convex blade with a tough Carbide Grit 30 edge
- Highly durable and wear resistant
- Universal fitting compatible with most corded and cordless Oscillating Multi-tool machines.



Part No.	Description	Pack Qty.	Application
EC-CG86SEG	86mm Carbide Grit Convex Saw Blade	10 x single blades	Ideal for routing standard width grout joints and forming grooves in porous concrete





### 91mm Diamond Grit Convex Saw Blade

- A semi-circular convex blade with a Diamond Grit coated edge
- Diamond Grit outlasts Carbide Grit by 2 to 1 in grout removal
- Ideal for grout removal, suitable for a 3mm grout line
- May also be used for making small cut outs in some ceramic tiles
- Extremely wear resistant
- Universal fitting compatible with most corded and cordless Oscillating Multi-tool machines.



Part No.	Description	Pack Qty.	Application
EC-DG91SEG	91mm Diamond Grit Convex Saw Blade	10 x single blades	Ideal for grout removal and can be used for making small cut outs in some ceramic tiles

### 80mm Triangular Carbide Rasp

- Triangular shaped blades coated with Carbide grit
- Extremely wear resistant
- Universal fitting compatible with most corded and cordless Oscillating Multi-tool machines.



Part No.	Description	Pack Qty.	Application
EC-CG80TR	80mm Oscillating Multi-tool Triangular Carbide Rasp	10 x single blades	Ideal for coarse sanding of filler, tile adhesive, concrete, stone and wood

### 34mm Bimetal Blades

- Flush cutting Bimetal Multi-tool Blade
- Bimetal teeth offset high cutting speed
- Extremely hard-wearing and robust
- Universal fitting compatible with most corded and cordless Oscillating Multi-tool machines.



Part No.	Description	Pack Qty.	Application
EC-MB3440WM	Oscillating Multi-tool 34mm Bimetal Blade	10 x packs of 5 blades	For nail-embedded wood, fibreglass, PVC, Copper piping, metal mesh and sheet metal

### 34mm Japanese Tooth Blades

- High Carbon Steel flush cutting Multi-tool Blades for wood and plastic
- Ideal for cutting large areas
- Japanese Tooth Format for fast precise cutting of wood, timber verlay, flooring and plastics as well as plasterboard and drywall
- Universal fitting compatible with most corded and cordless Oscillating Multi-tool machines.



Part No.	Description	Pack Qty.	Application
EC-MF3440WJ	34mm Japanese Tooth Oscillating Multi-tool Blade	10 x packs of 5 blades	Particularly good for plumbing, floor-laying, window fitting, building and construction, decking, dry-lining and many other trades

### 34mm Flush Cutting Oscillating Multi-Tool Blade

- Pack of 5 blades
- Suitable for cutting wood, plasterboard and plastic.



Part No.	Description	Qty	Application
EC-MF3440WS	34mm HCS Blade	5	Aggressive teeth, ideal for flush and plunge cuts in wood, plasterboard and plastic



### 4 Piece Oscillating Blade Set with Triangular Rasp

4 piece set of oscillating blades with universal fitments suitable for corded and cordless multi-tool oscillating machines



EC-M1101SET - CONTENTS				
Description	Blade type	Cutting Depth	Qty	Application
34mm wide HCS blade	Japanese tooth	40mm	1	Wood, Plasterboard, Plastic
80mm Carbide Grit Triangular Rasp	Standard tooth	80mm	1	Wood, tile adhesive, stone, & concrete
86mm HCS Segment Blade	Japanese tooth	86mm	1	Wood & Plastic
51mm HCS Scraper Blade	Standard tooth	51mm	1	Paint & lacquer

### 4 Piece Oscillating Blade Set with 34mm Bimetal Blade

4 piece set of oscillating blades with universal fitments suitable for corded and cordless multi-tool oscillating machines



EC-M1102SET - CONTENTS				
Description	Blade type	Cutting Depth	Qty	Application
34mm HCS blade	Japanese tooth	40mm	1	Wood, Plasterboard, Plastic
34mm Bimetal Blade	Standard tooth	34mm	1	Metal, Plastic, Wood & Nails
86mm HCS Segment Blade	Japanese tooth	86mm	1	Wood & Plastic
51mm HCS Scraper Blade	Standard tooth	51mm	1	Paint & lacquer

### Oscillating Blades & Sanding Pad Set

Set of 3 oscillating blades with a triangular sanding pad and 3 triangular sanding papers. Blades carry universal fitments suitable for corded and cordless multi-tool oscillating machines



EC-M1103SET - CONTENTS				
Description	Blade type	Cutting Depth	Qty	Application
34mm HCS blade	Japanese tooth	40mm	1	Wood, Plasterboard, Plastic
80mm HCS Segment Blade	Standard tooth	80mm	1	Metal, Plastic, Wood & Nails
64mm Carbide Grit Segment Blade	Japanese tooth	64mm	1	Wood & Plastic
Triangular Sanding Pad			1	
Triangular Sanding Papers			3	Wood & Tile Adhesive

### Triangular Sanding Paper in Mixed Grades

Set of 20 triangular sanding papers in mixed grades, ideal for sanding wood and tile adhesive.



EC-M1105 SET - CONTENTS	
6 x 60 Grit	
8 x 120 Grit	
6 x 240 Grit	

### 7 Piece Oscillating Blade Wood & Metal Cutting Set

Contains blades suitable for cutting wood, chipboard, laminate, wood with nails, plasterboard, non-ferrous metals, fibreglass and plastics.



EC-M7SET - CONTENTS				
Description	Blade type	Cutting Depth	Qty	Application
34mm wide HCS blade	Japanese tooth	40mm	1	Wood, Plasterboard, Plastic
34mm wide HCS blade	Standard tooth	40mm	1	Wood, Plastic
68mm wide HCS blade	Japanese tooth	40mm	1	Wood, Plasterboard, Plastic
68mm wide HCS blade	Standard tooth	40mm	1	Wood, Plastic
34mm wide	Bimetal blade	40mm	1	Metal, Wood/Nails, Wood, Plastic
45mm wide	Bimetal blade	55mm	1	Metal, Wood/Nails, Wood, Plastic
86mm wide HCS blade	Convex Segment saw blade		1	Wood, Plastic

### 4 Piece Oscillating Blade Wood & Metal Cutting Set

Contains blades suitable for cutting wood, chipboard, laminate, wood with nails, plasterboard, non-ferrous metals, fibreglass and plastics.



EC-M4SET - CONTENTS				
Description	Blade type	Cutting Depth	Qty	Application
34mm wide HCS blade	Japanese tooth	40mm	1	Wood, Plasterboard, Plastic
34mm wide HCS blade	Standard tooth	40mm	1	Wood, Plastic
68mm wide HCS blade	Japanese tooth	40mm	1	Wood, Plasterboard, Plastic
34mm wide	Bimetal blade	40mm	1	Metal, Wood/Nails, Wood, Plastic



Our new range of Abrasive Wheels offers cut off wheels, chop saw wheels and depressed centre grinding wheels in a variety of different sizes.

Made to the highest quality and safety standards, they are fully compliant with EN12413 and ANSI B7.1 standards.

As with all power tool accessories it's important to ensure that you choose the right abrasive wheel for the material being treated and that the wheel is rated for the speed of the tool.



## Eclipse Abrasive Wheels

Our new range of Abrasive Wheels are highly efficient at shaping, cutting, and grinding Steel and Stainless Steel.

**NEW**

Part No.	Size (mm)	Size (in)	Specification Mark (Grain, Hardness Bond)	Shape / type of wheel	Max Operating Speed	Application
A30T115	115 x 3.2 x 22.23	4½" x ⅛" x ⅞"	A30T-BF	T42	80 m/s Max RPM 13300	Stainless/Steel
A30T180	180 x 3.2 x 22.23	7" x ⅛" x ⅞"	A30T-BF	T42	80 m/s Max RPM 8500	Stainless/Steel
A30T230	230 x 3.2 x 22.23	9" x ⅛" x ⅞"	A30T-BF	T42	80 m/s Max RPM 6650	Stainless/Steel
A30S3051	305 x 3 x 25.4	12" x ⅛" x 1"	A30S-BF	T41	80 m/s Max RPM 5100	Steel
A30S3551	355 x 3 x 25.4	14" x ⅛" x 1"	A30S-BF	T41	80 m/s Max RPM 4400	Steel
A30S405	405 x 3 x 25.4	16" x ⅛" x 1"	A30S-BF	T41	80 m/s Max RPM 3850	Steel
A24S115	115 x 6 x 22.23	4½" x ¼" x ⅞"	A24S-BF	T27	80 m/s Max RPM 13300	Steel
A24S125	125 x 6 x 22.23	5" x ¼" x ⅞"	A24S-BF	T27	80 m/s Max RPM 12250	Steel
A24S180	180 x 6 x 22.23	7" x ¼" x ⅞"	A24S-BF	T27	80 m/s Max RPM 8500	Steel
A24S230	230 x 6 x 22.23	9" x ¼" x ⅞"	A24S-BF	T27	80 m/s Max RPM 6650	Steel

Part No.	Description
A30T115	115mm x 3.2mm x 22.23mm Cut Off Wheel
A30T180	180mm x 3.2mm x 22.23mm Cut Off Wheel
A30T230	230mm x 3.2mm x 22.3mm Cut Off Wheel
A30S3051	305mm x 3mm x 25.4mm Chop Saw Wheel GF1
A30S3551	355mm x 3mm x 25.4mm Chop Saw Wheel GF1
A30S405	405mm x 3mm x 25.4mm Chop Saw Wheel
A24S115	115mm x 6mm x 22.23mm Depressed Centre Grinding Wheel
A24S125	125mm x 6mm x 22.23mm Depressed Centre Grinding Wheel
A24S180	180mm x 6mm x 22.23mm Depressed Centre Grinding Wheel
A24S230	230mm x 6mm x 22.23mm Depressed Centre Grinding Wheel





### HSS M2 Roll Forged Engineers Drills

Ideal for general use drilling applications, such as fixing holes, tapping and clearing, automotive maintenance, light engineering, workshops, plumbing and electrical applications.

- Wear-resistant high speed steel remains hard and durable when exposed to increased friction and heat during drilling
- Precision ground for a fast, clean cut
- 3-flat shanks prevent any slipping in the chuck, and provide powerful high-torque transmission
- 135° split point design helps to centre the drill accurately and reduce wander for fast, powerful drilling
- Life rating 1 - Suitable for drilling most woods, metals, and plastics.

Item code	Item Description	Qty. per bag	Length (mm)	Width (mm)	Height (mm)	Weight (kg)
Measurements when in packaging						
EED764	HSS M2 Roll Forged Engineers Drills, 3-Flat Shank, 135° Split Point, $\frac{7}{64}$ " / 2.78mm	10	95	40	3.28	0.0031
EED18	HSS M2 Roll Forged Engineers Drills, 3-Flat Shank, 135° Split Point, $\frac{1}{8}$ " / 3.18mm	10	100	40	3.72	0.0037
EED964	HSS M2 Roll Forged Engineers Drills, 3-Flat Shank, 135° Split Point, $\frac{9}{64}$ " / 3.57mm	10	105	45	4.08	0.0038
EED532	HSS M2 Roll Forged Engineers Drills, 3-Flat Shank, 135° Split Point, $\frac{5}{32}$ " / 3.97mm	10	105	45	4.47	0.0039
EED1164	HSS M2 Roll Forged Engineers Drills, 3-Flat Shank, 135° Split Point, $\frac{11}{64}$ " / 4.37mm	10	110	55	4.87	0.0048
EED316	HSS M2 Roll Forged Engineers Drills, 3-Flat Shank, 135° Split Point, $\frac{3}{16}$ " / 4.76mm	10	115	60	5.27	0.0110
EED1364	HSS M2 Roll Forged Engineers Drills, 3-Flat Shank, 135° Split Point, $\frac{13}{64}$ " / 5.2mm	10	125	70	5.70	0.0105
EED732	HSS M2 Roll Forged Engineers Drills, 3-Flat Shank, 135° Split Point, $\frac{7}{32}$ " / 5.5mm	10	125	70	6.06	0.0100
EED1564	HSS M2 Roll Forged Engineers Drills, 3-Flat Shank, 135° Split Point, $\frac{15}{16}$ " / 6mm	10	130	70	6.50	0.0156
EED14	HSS M2 Roll Forged Engineers Drills, 3-Flat Shank, 135° Split Point, $\frac{1}{4}$ " / 6.35mm	10	135	70	6.85	0.0113
EED1764	HSS M2 Roll Forged Engineers Drills, 3-Flat Shank, 135° Split Point, $\frac{17}{64}$ " / 6.8mm	10	135	70	7.30	0.0163
EED932	HSS M2 Roll Forged Engineers Drills, 3-Flat Shank, 135° Split Point, $\frac{9}{32}$ " / 7mm	5	145	50	7.50	0.0950
EED1964	HSS M2 Roll Forged Engineers Drills, 3-Flat Shank, 135° Split Point, $\frac{19}{64}$ " / 7.5mm	5	145	50	8.00	0.1000
EED516	HSS M2 Roll Forged Engineers Drills, 3-Flat Shank, 135° Split Point, $\frac{5}{16}$ " / 7.64mm	5	150	55	8.44	0.1000
EED2164	HSS M2 Roll Forged Engineers Drills, 3-Flat Shank, 135° Split Point, $\frac{21}{64}$ " / 8.5mm	5	150	55	9.00	0.1100
EED1132	HSS M2 Roll Forged Engineers Drills, 3-Flat Shank, 135° Split Point, $\frac{11}{32}$ " / 8.73mm	5	172	65	10.03	0.1300
EED38	HSS M2 Roll Forged Engineers Drills, 3-Flat Shank, 135° Split Point, $\frac{3}{8}$ " / 9.5mm	5	172	65	10.03	0.1313
EED2564	HSS M2 Roll Forged Engineers Drills, 3-Flat Shank, 135° Split Point, $\frac{25}{64}$ " / 10mm	5	172	65	10.50	0.1438
EED716	HSS M2 Roll Forged Engineers Drills, 3-Flat Shank, 135° Split Point, $\frac{7}{16}$ " / 11mm	5	185	70	11.62	0.1417
EED12	HSS M2 Roll Forged Engineers Drills, 3-Flat Shank, 135° Split Point, $\frac{1}{2}$ " / 12.7mm	5	195	80	13.20	0.1150



## Eclipse 8 Piece Flat Wood Drill Bit Set

A new addition to the Eclipse Power Tool Accessories range is the Eclipse Predator 8 Piece Flat Wood Drill Bit Set. These drill bits are designed for drilling large diameter holes in wood, and are impact-rated for use with both powered impact drivers and manual drills.

## Cutting Flat Wood Drill Bits

### Eclipse Predator 8 Piece Flat Wood Drill Bit Set

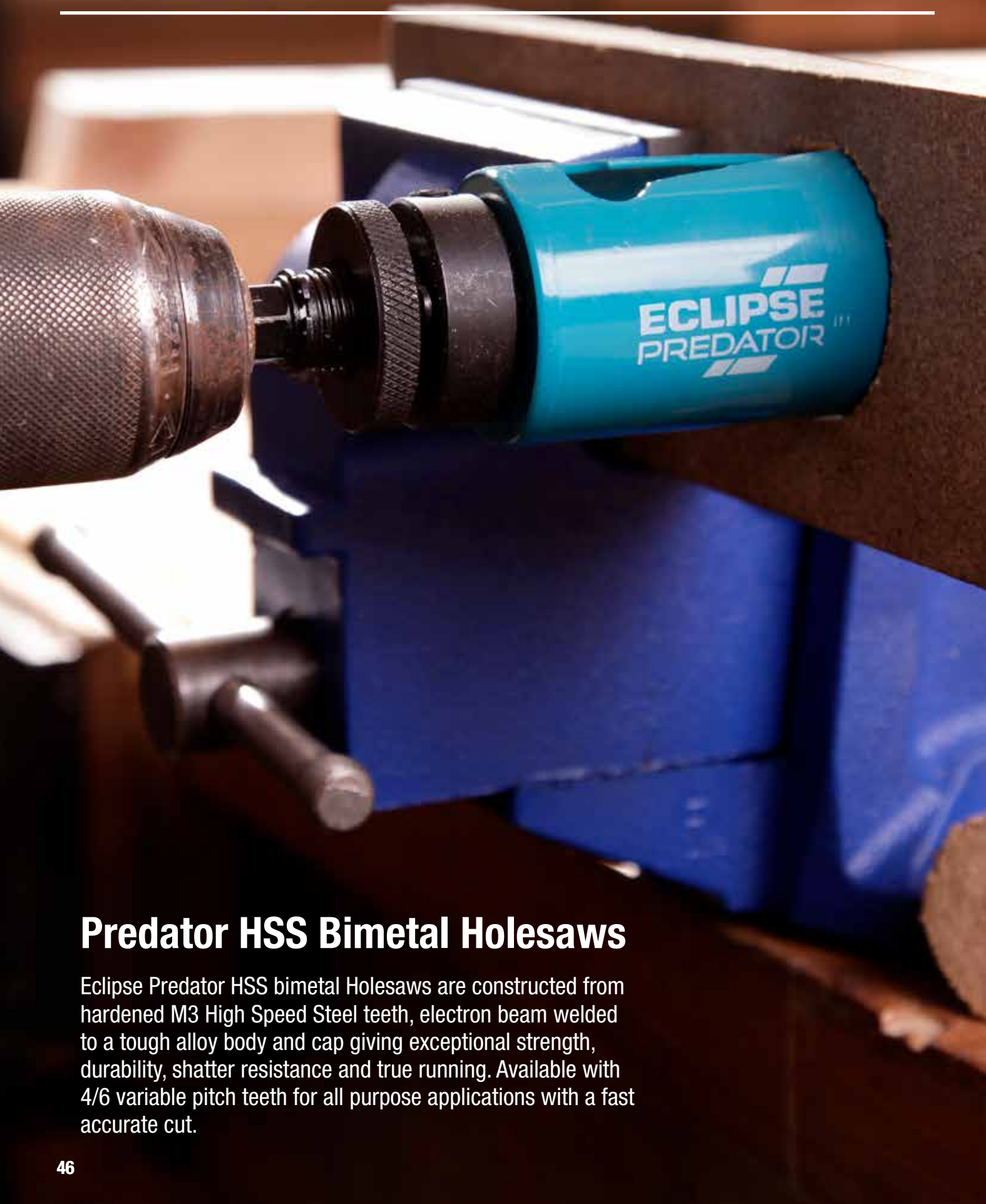
- The set contains one each of 12mm/16mm/18mm/20mm/22mm/25mm/28mm & 32mm drill bits
- Featuring two chamfered outer cutting spurs and a centring point
- Made from high carbon steel for strength and durability.



FWDB8PS - CONTENTS

	Blade Dimensions (W x L x T)	Shaft Dimensions	Hex Shank Size (A/F)	Hex Shank Length	Drill Bit Lengths
12mm bit	12 x 31 x 2.6mm	7mm	6.3mm	33mm	152mm
16mm bit	16 x 26 x 2.6 mm	7mm	6.3mm	33mm	152mm
18mm bit	18 x 31 x 2.6 mm	9.5mm	6.3mm	33mm	152mm
20mm bit	20 x 31 x 2.6 mm	9.5mm	6.3mm	33mm	152mm
22mm bit	22 x 29 x 2.6 mm	9.5mm	6.3mm	33mm	152mm
25mm bit	25 x 29 x 2.6 mm	10.5mm	6.3mm	33mm	152mm
28mm bit	28 x 29 x 2.6 mm	10.5mm	6.3mm	33mm	152mm
32mm bit	32 x 28 x 2.6 mm	10.5mm	6.3mm	33mm	152mm





## Predator HSS Bimetal Holesaws

Eclipse Predator HSS bimetal Holesaws are constructed from hardened M3 High Speed Steel teeth, electron beam welded to a tough alloy body and cap giving exceptional strength, durability, shatter resistance and true running. Available with 4/6 variable pitch teeth for all purpose applications with a fast accurate cut.

### EGPP-KL

#### 9 Piece HSS Bimetal Holesaw General Purpose Kit

Set Contents - Holesaws		DRILLING SPEEDS					
Part No.	Diameter	Mild Steel	Stainless Steel	Cast Iron	Brass	Alu	Wood
EBVP-22	22mm (7/8")	390	195	260	520	585	3000
EBVP-29	29mm (1 1/8")	300	150	200	400	450	2700
EBVP-35	35mm (1 3/8")	250	125	165	330	375	2400
EBVP-44	44mm (1 3/4")	195	95	130	260	295	2100
EBVP-51	51mm (2")	170	85	115	230	255	2000
EBVP-64	64mm (2 1/2")	135	70	90	180	205	1800

#### ACCESSORIES

Part No.	Description	Shank	Screw Thread	Drill Chuck
E11-B	Hex Arbor for 14-30mm (9/16" - 13/16")	11mm (7/16") Hex	5/8" - 18	13mm (1/2")
E2-B	Hex Arbor for 32-152mm (1 1/4" - 6")	11mm (7/16") Hex	1/2" - 20	13mm (1/2")
	Extraction Spring			



### EEP-K

#### 9 Piece HSS Bimetal Holesaw Electricians Kit

Set Contents - Holesaws		DRILLING SPEEDS					
Part No.	Diameter	Mild Steel	Stainless Steel	Cast Iron	Brass	Alu	Wood
EBVP-16	16mm (5/8")	530	275	365	365	825	3000
EBVP-20	20mm (25/32")	460	230	300	365	690	3000
EBVP-25	25mm (1")	350	175	235	365	525	2700
EBVP-32	32mm (1 1/4")	275	140	180	365	410	2400
EBVP-38	38mm (1 1/2")	230	115	150	365	435	2400
EBVP-51	51mm (2")	170	85	115	230	255	2000

#### ACCESSORIES

Part No.	Description	Shank	Screw Thread	Drill Chuck
E11-B	Hex Arbor for 14-30mm (9/16" - 13/16")	11mm (7/16") Hex	5/8" - 18	13mm (1/2")
E2-B	Hex Arbor for 32-152mm (1 1/4" - 6")	11mm (7/16") Hex	1/2" - 20	13mm (1/2")
	Extraction Spring			





# Cutting Predator HSS Bimetal Holesaws

## Eclipse Predator HSS Bimetal Holesaws

- Exceptional cutting performance on mild and stainless steel, cast iron, brass, bronze, aluminium, plastic and wood
- Individually packed in retail friendly blister packs



### Eclipse Predator HSS Bimetal Holesaws

Code	Product	Diameter
EBVP-14	14mm Predator HSS Bimetal Holesaw	14mm (9/16")
EBVP-16	16mm Predator HSS Bimetal Holesaw	16mm (5/8")
EBVP-17	17mm Predator HSS Bimetal Holesaw	17mm (11/16")
EBVP-19	19mm Predator HSS Bimetal Holesaw	19mm (3/4")
EBVP-20	20mm Predator HSS Bimetal Holesaw	20mm (25/32")
EBVP-21	21mm Predator HSS Bimetal Holesaw	21mm (13/16")
EBVP-22	22mm Predator HSS Bimetal Holesaw	22mm (7/8")
EBVP-24	24mm Predator HSS Bimetal Holesaw	24mm (15/16")
EBVP-25	25mm Predator HSS Bimetal Holesaw	25mm (1")
EBVP-27	27mm Predator HSS Bimetal Holesaw	27mm (11/16")
EBVP-29	29mm Predator HSS Bimetal Holesaw	29mm (11/8")
EBVP-30	30mm Predator HSS Bimetal Holesaw	30mm (13/16")
EBVP-32	32mm Predator HSS Bimetal Holesaw	32mm (11/4")
EBVP-33	33mm Predator HSS Bimetal Holesaw	33mm (13/16")
EBVP-35	35mm Predator HSS Bimetal Holesaw	35mm (13/8")
EBVP-37	37mm Predator HSS Bimetal Holesaw	37mm (17/16")
EBVP-38	38mm Predator HSS Bimetal Holesaw	38mm (11/2")
EBVP-40	40mm Predator HSS Bimetal Holesaw	40mm (15/16")
EBVP-41	41mm Predator HSS Bimetal Holesaw	41mm (15/8")
EBVP-43	43mm Predator HSS Bimetal Holesaw	43mm (111/16")
EBVP-44	44mm Predator HSS Bimetal Holesaw	44mm (13/4")
EBVP-46	46mm Predator HSS Bimetal Holesaw	46mm (113/16")
EBVP-48	48mm Predator HSS Bimetal Holesaw	48mm (17/8")
EBVP-51	51mm Predator HSS Bimetal Holesaw	51mm (2")
EBVP-52	52mm Predator HSS Bimetal Holesaw	52mm (21/16")
EBVP-54	54mm Predator HSS Bimetal Holesaw	54mm (23/16")
EBVP-55	55mm Predator HSS Bimetal Holesaw	55mm (23/16")
EBVP-57	57mm Predator HSS Bimetal Holesaw	57mm (21/4")

### Eclipse Predator HSS Bimetal Holesaws

Code	Product	Diameter
EBVP-59	59mm Predator HSS Bimetal Holesaw	59mm (25/16")
EBVP-60	60mm Predator HSS Bimetal Holesaw	60mm (25/8")
EBVP-64	64mm Predator HSS Bimetal Holesaw	64mm (21/2")
EBVP-65	65mm Predator HSS Bimetal Holesaw	65mm (25/16")
EBVP-67	67mm Predator HSS Bimetal Holesaw	67mm (25/8")
EBVP-68	68mm Predator HSS Bimetal Holesaw	68mm (211/16")
EBVP-70	70mm Predator HSS Bimetal Holesaw	70mm (23/4")
EBVP-73	73mm Predator HSS Bimetal Holesaw	73mm (27/8")
EBVP-76	76mm Predator HSS Bimetal Holesaw	76mm (3")
EBVP-79	79mm Predator HSS Bimetal Holesaw	79mm (31/8")
EBVP-83	83mm Predator HSS Bimetal Holesaw	83mm (31/4")
EBVP-86	86mm Predator HSS Bimetal Holesaw	86mm (33/8")
EBVP-89	89mm Predator HSS Bimetal Holesaw	89mm (33/4")
EBVP-92	92mm Predator HSS Bimetal Holesaw	92mm (35/8")
EBVP-95	95mm Predator HSS Bimetal Holesaw	95mm (33/4")
EBVP-98	98mm Predator HSS Bimetal Holesaw	98mm (37/8")
EBVP-102	102mm Predator HSS Bimetal Holesaw	102mm (4")
EBVP-105	105mm Predator HSS Bimetal Holesaw	105mm (41/8")
EBVP-108	108mm Predator HSS Bimetal Holesaw	108mm (41/4")
EBVP-111	111mm Predator HSS Bimetal Holesaw	111mm (43/8")
EBVP-114	114mm Predator HSS Bimetal Holesaw	114mm (41/2")
EBVP-121	121mm Predator HSS Bimetal Holesaw	121mm (43/4")
EBVP-127	127mm Predator HSS Bimetal Holesaw	127mm (5")
EBVP-140	140mm Predator HSS Bimetal Holesaw	140mm (51/2")
EBVP-152	152mm Predator HSS Bimetal Holesaw	152mm (6")
E11-B	14-30mm Hex Arbor, 11mm Shank, 1/2" - 20 Screw Thread, 13mm (1/2") Drill Chuck	
E2-B	32-152mm Hex Arbor, 11mm Shank, 5/8" - 18 Screw Thread, Drill Chuck 13mm (1/2")	

# Cutting Recommended Cutting Speeds

Predator Holesaws Recommended Cutting Speeds. To achieve the best cutting performance it is important to select the correct drilling speed to suit the material being cut.

Product Code Retail Blister Packs	Diameter	Mild Steel	Tool and Stainless Steel	Cast Iron	Brass	Aluminium	Wood
EBVP-14	14mm (9/16")	550 rpm	330 rpm	400 rpm	790 rpm	900 rpm	3000 rpm
EBVP-16	16mm (5/8")	530 rpm	275 rpm	365 rpm	730 rpm	825 rpm	3000 rpm
EBVP-17	17mm (11/16")	500 rpm	250 rpm	330 rpm	665 rpm	750 rpm	3000 rpm
EBVP-19	19mm (3/4")	460 rpm	230 rpm	300 rpm	600 rpm	690 rpm	3000 rpm
EBVP-20	20mm (25/32")	460 rpm	230 rpm	300 rpm	600 rpm	690 rpm	3000 rpm
EBVP-21	21mm (13/16")	425 rpm	210 rpm	280 rpm	560 rpm	630 rpm	3000 rpm
EBVP-22	22mm (7/8")	390 rpm	195 rpm	260 rpm	520 rpm	585 rpm	3000 rpm
EBVP-24	24mm (15/16")	370 rpm	185 rpm	245 rpm	495 rpm	555 rpm	3000 rpm
EBVP-25	25mm (1")	350 rpm	175 rpm	235 rpm	470 rpm	525 rpm	2700 rpm
EBVP-27	27mm (11/16")	325 rpm	160 rpm	215 rpm	435 rpm	480 rpm	2700 rpm
EBVP-29	29mm (11/8")	300 rpm	150 rpm	200 rpm	400 rpm	450 rpm	2700 rpm
EBVP-30	30mm (13/16")	285 rpm	145 rpm	190 rpm	380 rpm	425 rpm	2400 rpm
EBVP-32	32mm (11/4")	275 rpm	140 rpm	180 rpm	360 rpm	410 rpm	2400 rpm
EBVP-33	33mm (13/16")	260 rpm	135 rpm	175 rpm	345 rpm	390 rpm	2400 rpm
EBVP-35	35mm (13/8")	250 rpm	125 rpm	165 rpm	330 rpm	375 rpm	2400 rpm
EBVP-37	37mm (17/16")	240 rpm	120 rpm	160 rpm	315 rpm	360 rpm	2400 rpm
EBVP-38	38mm (11/2")	230 rpm	115 rpm	150 rpm	300 rpm	345 rpm	2400 rpm
EBVP-40	40mm (15/16")	220 rpm	110 rpm	145 rpm	290 rpm	330 rpm	2100 rpm
EBVP-41	41mm (15/8")	210 rpm	105 rpm	140 rpm	280 rpm	315 rpm	2100 rpm
EBVP-43	43mm (111/16")	205 rpm	100 rpm	135 rpm	270 rpm	305 rpm	2100 rpm
EBVP-44	44mm (13/4")	195 rpm	95 rpm	130 rpm	260 rpm	295 rpm	2100 rpm
EBVP-46	46mm (113/16")	190 rpm	95 rpm	125 rpm	250 rpm	285 rpm	2100 rpm
EBVP-48	48mm (17/8")	180 rpm	90 rpm	120 rpm	240 rpm	270 rpm	2100 rpm
EBVP-51	51mm (2")	170 rpm	85 rpm	115 rpm	230 rpm	255 rpm	2000 rpm
EBVP-52	52mm (21/16")	165 rpm	80 rpm	110 rpm	220 rpm	245 rpm	2000 rpm
EBVP-54	54mm (21/8")	160 rpm	80 rpm	105 rpm	210 rpm	240 rpm	2000 rpm
EBVP-55	55mm (23/16")	150 rpm	75 rpm	100 rpm	200 rpm	230 rpm	2000 rpm
EBVP-57	57mm (21/4")	150 rpm	75 rpm	100 rpm	200 rpm	230 rpm	2000 rpm
EBVP-59	59mm (25/16")	145 rpm	75 rpm	100 rpm	195 rpm	225 rpm	2000 rpm
EBVP-60	60mm (25/8")	140 rpm	70 rpm	95 rpm	190 rpm	220 rpm	2000 rpm
EBVP-64	64mm (21/2")	135 rpm	70 rpm	90 rpm	180 rpm	205 rpm	1800 rpm
EBVP-65	65mm (25/16")	130 rpm	65 rpm	85 rpm	175 rpm	200 rpm	1800 rpm
EBVP-67	67mm (25/8")	130 rpm	65 rpm	85 rpm	170 rpm	195 rpm	1800 rpm
EBVP-68	68mm (211/16")	130 rpm	65 rpm	85 rpm	165 rpm	190 rpm	1800 rpm
EBVP-70	70mm (23/4")	125 rpm	60 rpm	80 rpm	160 rpm	185 rpm	1800 rpm
EBVP-73	73mm (27/8")	120 rpm	60 rpm	80 rpm	160 rpm	180 rpm	1800 rpm
EBVP-76	76mm (3")	115 rpm	55 rpm	75 rpm	150 rpm	170 rpm	1500 rpm
EBVP-79	79mm (31/8")	110 rpm	55 rpm	70 rpm	145 rpm	165 rpm	1500 rpm
EBVP-83	83mm (31/4")	105 rpm	50 rpm	70 rpm	140 rpm	155 rpm	1500 rpm
EBVP-86	86mm (33/8")	100 rpm	50 rpm	65 rpm	130 rpm	150 rpm	1200 rpm
EBVP-89	89mm (31/2")	95 rpm	45 rpm	60 rpm	125 rpm	145 rpm	1200 rpm
EBVP-92	92mm (35/8")	95 rpm	45 rpm	60 rpm	120 rpm	140 rpm	1200 rpm
EBVP-95	95mm (33/4")	90 rpm	45 rpm	60 rpm	120 rpm	135 rpm	1200 rpm
EBVP-98	98mm (37/8")	90 rpm	45 rpm	60 rpm	115 rpm	130 rpm	1200 rpm
EBVP-102	102mm (4")	85 rpm	40 rpm	55 rpm	115 rpm	125 rpm	1000 rpm
EBVP-105	105mm (41/8")	85 rpm	40 rpm	55 rpm	110 rpm	120 rpm	1000 rpm
EBVP-108	108mm (41/4")	80 rpm	40 rpm	55 rpm	110 rpm	115 rpm	900 rpm
EBVP-111	111mm (43/8")	80 rpm	40 rpm	50 rpm	100 rpm	110 rpm	900 rpm
EBVP-114	114mm (41/2")	75 rpm	35 rpm	50 rpm	100 rpm	105 rpm	900 rpm
EBVP-121	121mm (43/4")	70 rpm	35 rpm	45 rpm	90 rpm	95 rpm	900 rpm
EBVP-127	127mm (5")	65 rpm	30 rpm	40 rpm	85 rpm	90 rpm	900 rpm
EBVP-140	140mm (51/2")	60 rpm	30 rpm	35 rpm	80 rpm	85 rpm	800 rpm
EBVP-152	152mm (6")	55 rpm	25 rpm	35 rpm	75 rpm	80 rpm	800 rpm



A comprehensive range of Arbors for use with Eclipse and other branded Holesaws.

## E1 Arbor



Part No.	Holesaw Diameter	Screw Thread	Shank Type	Drill Chuck
E1	14mm-30mm ( $\frac{9}{16}$ " - $1\frac{1}{8}$ " )	$\frac{1}{2}$ " - 20"	10mm ( $\frac{3}{8}$ ) HEX	10mm ( $\frac{3}{8}$ )

## E11, E11-B and E11T-B Arbor

- E11 is packed in a cardboard box
- E11-B and E11T-B are packed in blister packs
- E11T-B includes a spare 95mm long TCT tipped pilot drill.



Part No.	Holesaw Diameter	Screw Thread	Shank Type	Drill Chuck
E11*, E11-B and E11T-B	14mm-30mm ( $\frac{9}{16}$ " - $1\frac{1}{8}$ " )	$\frac{1}{2}$ " - 20"	11mm ( $\frac{7}{16}$ " ) HEX	13mm ( $\frac{1}{2}$ " )

## E6 Arbor



Part No.	Holesaw Diameter	Screw Thread	Shank Type	Drill Chuck
E6	32mm-152mm ( $1\frac{1}{4}$ " - 6" )	$\frac{5}{8}$ " - 18"	11mm ( $\frac{7}{16}$ " ) HEX	13mm ( $\frac{1}{2}$ " )

## E2 and E2-B Arbor

- E2 is packed in a cardboard box
- E2B is packed in a blister pack.



Part No.	Holesaw Diameter	Screw Thread	Shank Type	Drill Chuck
E2,E2-B	32mm 152mm ( $1\frac{1}{4}$ " - 6" )	$\frac{5}{8}$ " - 18"	11mm ( $\frac{7}{16}$ " ) HEX	13mm ( $\frac{1}{2}$ " )

## E4 Arbor



Part No.	Holesaw Diameter	Screw Thread	Shank Type	Drill Chuck
E4	14mm 30mm ( $\frac{9}{16}$ " - $1\frac{1}{8}$ " )	$\frac{1}{2}$ " - 20"	6mm ( $\frac{1}{4}$ " ) Round	6mm ( $\frac{1}{4}$ " )

## E2QR Quick Release Arbor



Part No.	Holesaw Diameter	Screw Thread	Shank Type	Drill Chuck
E2QR	32mm-152mm ( $1\frac{1}{4}$ " - 6" )	$\frac{5}{8}$ " - 18"	11mm ( $\frac{7}{16}$ " ) HEX	13mm ( $\frac{1}{2}$ " )

## E-GP Arbor



Part No.	Holesaw Diameter	Screw Thread	Shank Type	Drill Chuck
E-GP	14mm-152mm ( $\frac{9}{16}$ " - 6" )	$\frac{1}{2}$ " - 20"	11mm ( $\frac{7}{16}$ " ) HEX	13mm ( $\frac{1}{2}$ " )

## ED1, ED2 and ED3 HSS Pilot Drill



Part No.	Size	Pack Size
ED1	70mm ( $2\frac{3}{4}$ " )	10
ED2	114mm ( $4\frac{1}{2}$ " )	10
ED3	95mm ( $3\frac{3}{4}$ " )	30

## EE12 Arbor Extension




Part No.	Size	Pack Size
EE12	300mm (12" )	1



## Eclipse Workholding Solutions

A range of vices, clamps and accessories providing workholding solutions for metal and wood working requirements.







# Workholding Solutions

## Vices

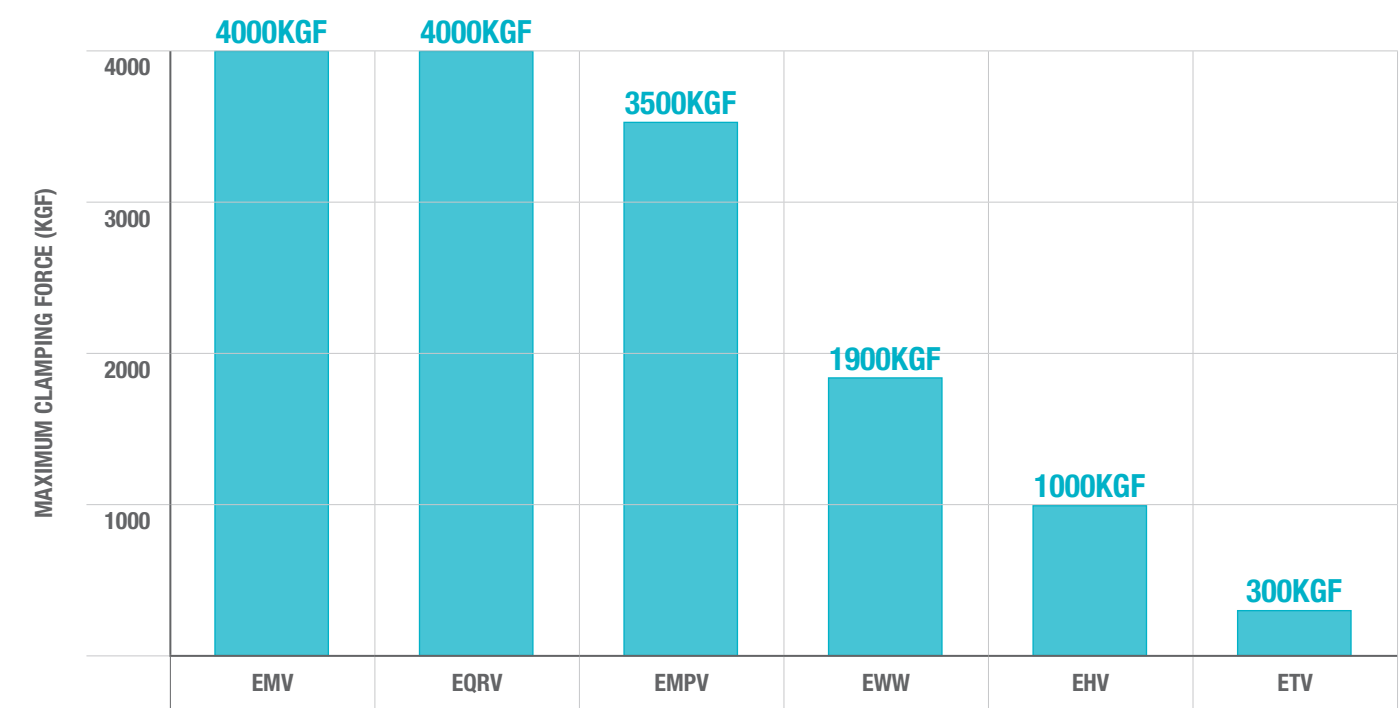
### EMV Mechanics' Vices

High quality cast iron Vices capable of generating up to 4000 Kgf clamping force for general metal working applications.



EMV Mechanics' Vices						
Part No.	Jaw Width	Throat Depth	Opening	Clamping Force (Max)	Net Weight	Qty per Pallet
EMV-1	75mm (3")	48mm	82mm	1500kgf	4.8kg	144
EMV-3	100mm (4")	63mm	109mm	2000kgf	9.3kg	90
EMV-5	125mm (5")	73mm	136mm	2500kgf	15.8kg	40
EMV-6	150mm (6")	86mm	168mm	3000kgf	24.2kg	36
EMV-8	200mm (8")	103mm	208mm	4000kgf	38.1kg	24

### Vices - Maximum Clamping Forces



### EMVSB Swivel Bases

- Includes three mount holes for attaching to a workbench
- For use with Eclipse Mechanics' Vices.

Part No.	Size	For use with:	Pack Qty
EMVSB-1	Swivel Base for 75mm (3") Vice	EMV-1	10
EMVSB-3	Swivel Base for 100mm (4") Vice	EMV-3	10
EMVSB-5	Swivel Base for 128mm (5") Vice	EMV-5	10
EMVSB-6	Swivel Base for 150mm (6") Vice	EMV-6	8
EMVSB-8	Swivel Base for 200mm (8") Vice	EMV-8	8

### EFG Fibre Grips

- A range of high quality fibre grips for use with Eclipse Mechanics' Vices
- Prevents damage to workpieces with soft or polished surfaces.
- Supplied in pairs.

Part No.	Size	For use with	Pack Qty
EFG1	75mm (3")	EMV-1	10
EFG3	100mm (4")	EMV-3	10
EFG5	128mm (5")	EMV-5	10
EFG6	150mm (6")	EMV-6	10
EFG8	200mm (8")	EMV-8	10


Part No.	Description
EMV-1JPS	Spare jaw plates and screws for EMV-1
EMV-3JPS	Spare jaw plates and screws for EMV-3
EMV-5JPS	Spare jaw plates and screws for EMV-5
EMV-6JPS	Spare jaw plates and screws for EMV-6
EMV-8JPS	Spare jaw plates and screws for EMV-8



EQRV  
Quick Release Mechanics' Vice

High quality specialist Cast Iron Mechanics' Vices with quick release features and multi-purpose vices for flexible working

- Strong and durable precision cast iron body with hardened steel jaw plates
- Up to 4000kg of clamping force is achievable for medium to heavy duty metalworking and pipe jaws are included for specific pipe work
- Quick release lever mechanism ensures the vice can be opened and closed without using the main screw allowing rapid movement of the slide
- Allows for workpieces to be quickly interchanged saving time in the workshop
- Includes a convenient anvil at the rear of the body for beating and hammering workpieces
- 360° swivel rotation and a 3 lug heavy duty reinforced base
- Available in 4" 5", 6" and 8" Jaw widths.



Part No.	Jaw Width	Throat Depth	Opening	Clamping Force (Max)	Net Weight	Qty per Pallet
EQRV-4"	100mm (4")	71mm	152mm	2000kgf	13.1kg	56
EQRV-5	125mm (5")	77mm	178mm	2500kgf	17.8kg	30
EQRV-6	150mm (6")	84mm	203mm	3000kgf	23.0kg	24
EQRV-8	200mm (8")	92mm	254mm	4000kgf	33.0kg	18

EHV-3  
4" Pipe Jaw Workshop Vice

Compact Cast Iron workshop vice for medium duty working with built in pipe jaws.


- Strong and durable precision cast iron body with hardened steel jaw plates
- Up to 1000kg of clamping force is achievable for medium duty working
- Pipe jaws are included for specific pipe work.



Part No.	Jaw Width	Throat Depth	Opening	Clamping Force (Max)	Net Weight	Qty per Pallet
EHV-3	100mm (4")	60mm	100mm	1000Kgf	7.6kg	105

EMPV-5  
5" Multi-Purpose Vice

- Strong and durable precision cast iron body with hardened steel jaw plates
- Up to 3500kg of clamping force is achievable for medium to heavy duty metal and wood working
- Pipe jaws are included for specific pipe work
- The moving body is capable of rotating 360° and a 360° swivel base for flexible working
- Includes a convenient anvil at the rear of the body for beating and hammering workpieces.



Part No.	Jaw Width	Throat Depth	Opening	Clamping Force (Max)	Net Weight	Qty per Pallet
EMPV-5	125mm (5")	67mm	125mm	3500kgf	15.0kg	40

EBV-4  
4" Bench Vice with 360° Swivel Base

- Body and sliding jaw manufactured from high quality cast iron to provide excellent shock absorption
- Tommy bar will bend before the vice becomes overstressed
- The slide is precision milled to a high tolerance for a fast, smooth operation
- Includes a 4 mount 360° Swivel Base.



Part No.	Jaw Width	Throat Depth	Opening	Clamping Force (Max)	Net Weight	Qty per Pallet
EBV-4	101mm (4")	66mm	122mm	1500Kgf	15.35kg	48

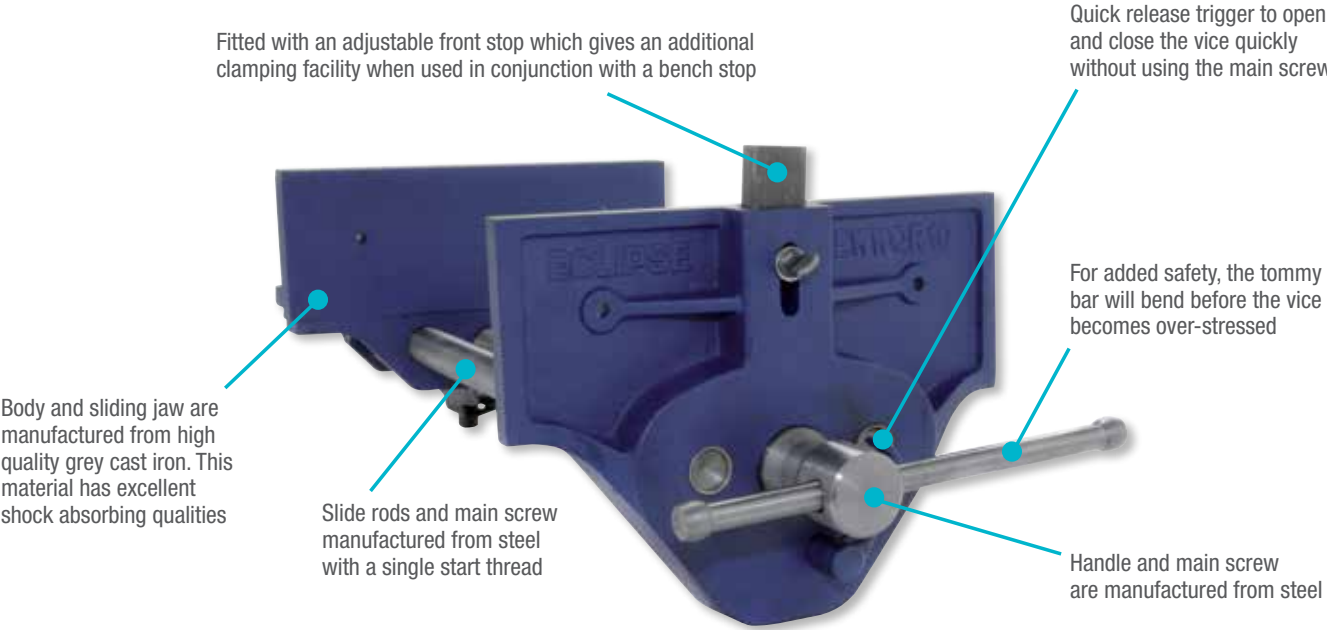


# Workholding Solutions

## Vices

### EWWQR Quick Release Woodworking Vices

High quality Cast Iron vices for general woodworking applications. Available in quick release and plain screw options. A portable version is available for flexible light duty applications.




### EWWQR Quick Release Woodworking Vices

Part No.	Jaw Width	Throat Depth	Opening	Clamping Force (Max)	Net Weight	Qty per Pallet
EWWQR7	178mm (7")	90mm	202mm	1900Kgf	9.4kg	60
EWWQR9	230mm (9")	106mm	260mm	1900Kgf	15.5kg	32

### EWWPS Plain Screw Woodworking Vices

Plain screw mechanism works through a separate unbreakable nut housed beneath the body seating, to ensure the constant alignment of the screw mechanism

- Precision machined grey cast iron body and front to ensure a smooth, parallel action
- Fitted with an adjustable front stop, or dog, that gives an additional clamping facility when used with a bench stop, to provide a normal vice and a tail vice in one tool
- To increase safety, the fused tommy bar will bend before the vice can become over-stressed
- Up to 1900Kgf clamping force is achievable
- Ideal for holding large pieces of wood for cutting and gluing.



Part No.	Jaw Width	Throat Depth	Opening	Net Weight	Qty per Pallet
EWWPS6 <span>NEW</span>	152mm (6")				
EWWPS7	178mm (7")	80mm	202mm	9.4kg	60
EWWPS9	230mm (9")	106mm	260mm	15.5kg	32


# Workholding Solutions

## Vices

### ETV-3 3" Table Vice

Portable vice for light duty workshop use

- Up to 300kg of clamping force is achievable
- Includes permanent pipe jaws for specific pipe work
- Small anvil for beating and hammering workpieces
- Features a built in clamp that allows easy fitting to a bench, table or work surface for flexible working.



Part No.	Jaw Width	Throat Depth	Opening	Clamping Force (Max)	Net Weight	Qty per Pallet
ETV-3	75mm (3")	39mm	58mm	300kgf	1.66kg	360

### EDPV-4 4" Drill Press Vice

Designed for use with drill presses and pillar drills, ideal for an engineering workshop or tool room

- Manufactured from high quality grey cast iron for strength and durability
- Slotted base for easy installation and positioning.



Part No.	Jaw Width	Throat Depth	Opening	Clamping Force (Max)	Net Weight	Qty per Pallet
EDPV-4	100mm (4")	25mm (1")	110mm (4 1/4")	600kgf	3.2kg	240



## Eclipse Clamps

Eclipse screw clamps are suitable for a wide range of medium and heavy duty wood and metal working applications. The Quick Release Lever Clamp series features a rapid clamping and releasing action.



# Workholding Solutions Clamps

## ELC80 and ELC120 Quick Release Lever Clamps 80mm and 120mm Throat Depth

- Lightweight Aluminium frames and carbon steel bar are strong and durable
- Capable of achieving up to 180kg of sustainable holding force ideal for gluing, positioning and fastening in wood working applications
- Rapid clamping action with a quick release button that instantly releases the clamp
- Removable pads stay fixed to the clamp giving an even distribution of clamping force across the workpiece



Part No.	Clamping Capacity	Throat Depth	Pack Qty
ELC80-4	100mm (4")	80mm	10
ELC80-8	200mm (8")	80mm	10
ELC80-12	300mm (12")	80mm	10
ELC120-4*	100mm (4")	120mm	10
ELC120-8*	200mm (8")	120mm	10
ELC120-12	300mm (12")	120mm	10

## EC-SC80 80mm throat depth Screw Clamps

- 80mm throat depth capacity clamps, manufactured to DIN5117 standard
- Average clamping force of 300kg (660lbs)
- Sliding head quickly sets the clamp to the required capacity
- Serrated grooves on the corrosion resistant nickel plated bar prevent slippage in use
- Cast iron malleable heads offer maximum strength
- Wooden handle provides a firm and comfortable grip.



Part No.	Clamping Capacity	Pack Qty
EC-SC80R6	150mm (6")	10
EC-SC80R8	200mm (8")	10
EC-SC80R10	250mm (10")	10
EC-SC80R12	300mm (12")	10
EC-SC80R16	400mm (16")	10
EC-SC80R24	600mm (24")	6
EC-SC80R32	800mm (32")	6
EC-SC80R40*	1000mm (40")	1
EC-SC80R48*	1220mm (48")	1

\* Made to Order. MOQ applies.  
Details available on request for 32" 40" and 48"

## EC-SCR 120mm throat depth Screw Clamps

- DIN5117 standard clamps with an average clamping force of 300kg (660lbs)
- Sliding head quickly sets the clamp to the required capacity,
- Serrated grooves on the corrosion resistant nickel plated bar prevent slippage in use.
- Cast iron malleable heads offer maximum strength
- Wooden handle provides a firm and comfortable grip
- 120mm (4¾) throat depth.



Part No.	Clamping Capacity	Pack Qty
EC-SCR6	150mm (6")	10
EC-SCR8	200mm (8")	10
EC-SCR10	250mm (10")	10
EC-SCR12	300mm (12")	10
EC-SCR16	400mm (16")	10
EC-SCR24	600mm (24")	6
EC-SCR32	800mm (32")	6
EC-SCR40	1000mm (40")	1
EC-SCR48*	1220mm (48")	1

\* Made to Order. MOQ applies. Details available on request.





# Eclipse One Handed Bar Clamps

A family of Heavy Duty One Handed Bar Clamps for a wide range of heavy duty to light duty wood and metal working applications.



## Workholding Solutions

### Heavy Duty OHB Clamps



★ GOOD / ★★ BETTER / ★★★ BEST

#### EOHBC-HD Heavy Duty One Handed Bar Clamps and Spreaders

- Lightweight Aluminium frames and carbon steel bar are strong and durable
- Clamps are capable of achieving up to 300kg of sustainable holding force
- Ideal for heavy duty work holding applications
- Quick release insert trigger enables the clamp to be quickly positioned and released
- Easy push button system allows quick change from a clamp to a spreader
- Removable pads stay fixed to the clamp giving an even distribution of clamping force across the workpiece protecting it from marking damage.



Part No.	Clamping Capacity	Min Spreading Capacity	Max Spreading Capacity	Pack Qty
EOHBC6-HD	150mm (6")	168mm (6 5/8")	355mm (13 7/8")	6
EOHBC12-HD	300mm (12")	168mm (6 5/8")	507mm (19 7/8")	6
EOHBC18-HD	450mm (18")	168mm (6 5/8")	660mm (25 7/8")	6
EOHBC24-HD	600mm (24")	168mm (6 5/8")	813mm (32")	6
EOHBC36-HD	900mm (36")	168mm (6 5/8")	1117mm (43 7/8")	6





# Workholding Solutions

## Clamps

### EOHBC Original Series One Handed Bar Clamps and Spreaders

- Average clamping force of 150kg
- Quick release trigger enables the clamp to be quickly positioned and released
- Jaw release clip mechanism allows the jaw to be removed and re-attached to the other end of the bar, converting the clamp into a spreader
- Carbon steel bar and reinforced nylon body make it both tough and durable
- Ergonomically designed, soft feel pistol grip handle fits easily into the hand
- Toe-in feature means that, when fully closed, the jaws only meet at the top, providing an even clamping force across the whole depth of the workpiece
- Non-marking pads firmly grip and protect the workpiece.



Part No.	Clamping Capacity	Min Spreading Capacity	Max Spreading Capacity	Pack Qty
EOHBC6	150mm (6")	168mm (6 5/8")	340mm (13 3/8")	20
EOHBC6X2*	150mm (6")	168mm (6 5/8")	340mm (13 3/8")	5
EOHBC12	300mm (12")	168mm (6 5/8")	495mm (19 1/2")	12
EOHBC18	450mm (18")	168mm (6 5/8")	645mm (25 3/8")	12
EOHBC24	600mm (24")	168mm (6 5/8")	800mm (31 1/2")	12
EOHBC36	900mm (36")	168mm (6 5/8")	1105mm (43 1/2")	12

\* 150mm (6") in pairs in a display box


### EOHBC-MINI and EOHBC - MICRO Mini and Micro One handed bar clamps

- Plastic body and carbon steel bar are strong and durable
- MINI clamp will achieve up to 75 kg
- MICRO clamp will achieve up to 25kg clamping force
- Ideal for small wood working projects, working in confined spaces and delicate work requiring light pressure
- MINI clamp features an easy push button system and allows a quick change from a clamp to a spreader
- Quick release insert trigger enables the clamps to be quickly positioned and released
- Removable pads stay fixed to the clamp giving an even distribution of clamping force across the workpiece protecting it from marking damage.



Part No.	Clamping Capacity	Min Spreading Capacity	Max Spreading Capacity	Pack Qty
EOHBC6-MINI	150mm (6")	123mm(4 3/4")	275mm(10 3/4")	16
EOHBC12-MINI	300mm (12")	123mm(4 3/4")	427mm(16 3/4")	16
EOHBC4-MICRO	100mm (4")	N/A	N/A	20






# Workholding Solutions

## Clamps

### Eclipse Heavy Duty Metalworking Clamp

- Heavy duty metal working clamps capable of up to 1200Kgf clamping force
- High quality steel bar 30mm wide x 15mm thick ensures optimum strength
- A hex design screw end reinforces clamping
- The heat-treated circular pressure clamping plate features a full ball type support which may be tilted 35degrees to withstand heavy duty working and giving the ability to clamp awkward shaped work pieces
- Available in four sizes: 10", 16", 20" and 24" clamping capabilities and 140mm throat depth.




Part No.	Clamping Capacity	Pack Qty
EC-GS10*	250mm (10")	5
EC-GS16*	400mm (16")	5
EC-GS20*	500mm (20")	5
EC-GS24*	600mm (24")	5
EC-GSCP*	Spare Clamping Pad	5



### ETBR T-Bar Clamps

- Average clamping force of 1000kg (2200lbs)
- Drilled feet in the fixed head enable the clamp to be mounted to a workbench
- Ductile head and slide are guaranteed unbreakable
- Steel bar offers maximum tensile and yield strength
- Slightly tapered jaws enable perfectly parallel clamping
- Fast action rolled thread applies pressure quickly and smoothly to the workpiece.



Part No.	Clamping Capacity	Bar Length	Pack Qty
ETBR42	1070mm (42")	1220mm (48")	4
ETBR48	1220mm (48")	1370mm (54")	4
ETBR54	1370mm (54")	1525mm (60")	4
ETBR66	1680mm (66")	1830mm (72")	4
ETBR78	1980mm (78")	2135mm (84")	4
ETBR-TSPC*	Spare tail slide, peg and chain		1

\* Made to Order. MOQ applies. Details available on request.

### ESC Sash Clamps & Clamp Heads

- Average clamping force of 500kg (1100lbs)
- Drilled feet in the fixed head enable the clamp to be mounted to a workbench
- Ductile head and slide are guaranteed unbreakable
- Steel bar offers maximum tensile and yield strength
- Slightly tapered jaws enable perfectly parallel clamping
- Fast action rolled thread applies pressure quickly and smoothly to the workpiece.



Part No.	Clamping Capacity	Bar Length	Pack Qty
ESC24	600mm (24")	760mm (30")	6
ESC30	760mm (30")	915mm (36")	6
ESC36	915mm (36")	1070mm (42")	6
ESC42	1070mm (42")	1220mm (48")	6
ESC48	1220mm (48")	1370mm (54")	6
ESC54	1370mm (54")	1525mm (60")	6
ESC66	1680mm (66")	1830mm (72")	6
ESC-TSPC*	Spare tail slide, peg and chain		1

\* Made to Order. MOQ applies. Details available on request.

### E20 Heavy Duty G-Clamps

- Average clamping force of 300 - 800kg (660 - 1760lbs)
- Guaranteed unbreakable malleable iron frame with a fast action twin start rolled acme thread
- The steel swivel shoe applies an even pressure, even on angled surfaces
- Tommy bar will bend before the frame can become over-stressed.



Part No.	Clamping Capacity	Clamping Force kg f (max)	Throat Depth	Pack Qty
E20-3	75mm (3")	1000lbs (455kg f)	64mm	6
E20-4	100mm (4")	1200lbs (545kg f)	68mm	6
E20-6	150mm (6")	1400lbs (636kg f)	85mm	6
E20-8	200mm (8")	1700lbs (773kg f)	95mm	2
E20-10	250mm (10")	2000lbs (909kg f)	112mm	2
E20-12	300mm (12")	2500lbs (1136kg f)	125mm	2





## Eclipse Wormdrive Hose Clips

Hose Clips are tool box essentials designed to secure a hose over a fitting by clamping the hose down to prevent the fluid in the hose from leaking.


Available in a variety of sizes, Eclipse hose clips come in both W1 Mild Steel and W4 304 Stainless Steel.

## Workholding Solutions Hose Clips

### Eclipse Wormdrive Hose Clips

Hose Clips are tool box essentials designed to secure a hose over a fitting by clamping the hose down to prevent the fluid in the hose from leaking.

Available in a variety of sizes, Eclipse hose clips come in both **W1 Mild Steel** and **W4 304 Stainless Steel**.



#### Quality Standards

- Eclipse worm drive hose clips are manufactured to the highest of standards from the finest quality materials.
- They are manufactured and BS Kitemarked certified according to BS5315:1991



#### Quality Testing for W1 Mild Steel and W4 304 Stainless Steel Hose Clips Tested in accordance with BS5315:1991

##### Torque Tests

- Hose clips are checked in production to ensure all products have low free turning torque but maintain high destructive torque
- British Standard states that free turning torque should be less than 1.5 Nm and that maximum torque before destruction should be greater than the value of maximum torque as shown in the tables overleaf.

##### Corrosion Resistance Tests

- Hose clips are checked for corrosion resistance with a salt spray test in a chamber.
  - W1 corrosion resistant > 144 hours
  - W4 corrosion resistant > 500 hours

**All Eclipse Hose Clips are manufactured to the highest standards and exceed the manufacturing standards required to meet BS5315:1991**

#### Pressure Tests

- Hose Clips are checked in production to ensure that they are circular in shape and can be sealed tightly on a hose
- A hydraulic pressure test is carried out to ensure the clips can seal tightly and function correctly under high pressure
- British Standard states the clamp should be stable in excess of the pressures imparted below in the table depending on the diameter of the clamp.

Diameter	Pressure	
	Mpa	Psi
12 - 30mm	1.4	203
35 - 70mm	0.7	102
80 - 140mm	0.3	44





# Workholding Solutions

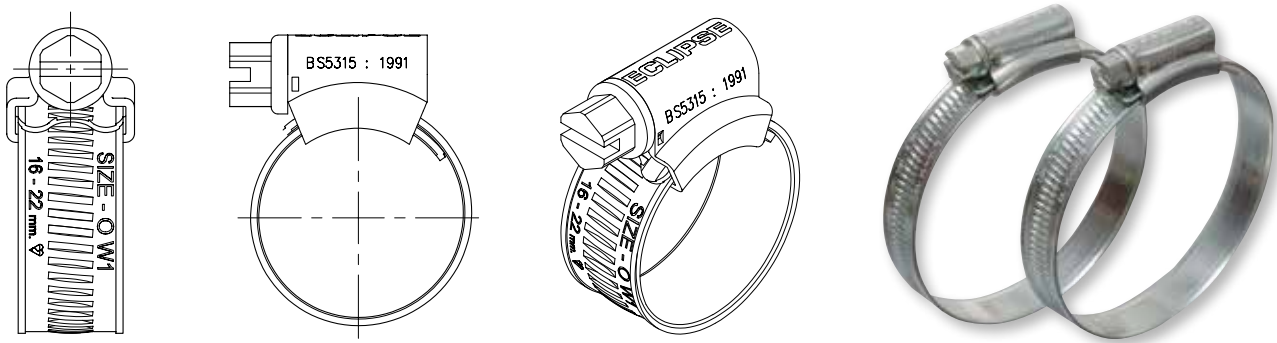
## Hose Clips



### Eclipse W1 Mild Steel Hose Clips

Ideal for general purpose usage in automotive, agriculture, hardware / DIY, Construction, gardening and many applications where a medium requirement of corrosion resistance is required.

- W1 wormdrive hose clips are manufactured from the finest cold rolled mild steel with zinc plated surface treatment for a degree of corrosion resistance.
- Corrosion resistance tested in salt spray test > 144 hours
- They are fully serrated enabling extra flexibility when adjusting the clip to the correct size.
- Bright Silver plated finish with full serrations.
- Trivalent Chromate plating Cr3) for ROHS compliance
- 7mm Slotted screw for ease of use
- The band is processed to erase any burrs from the edges and to increase strength ensuring a high destructive torque
- The band thread is cold formed and results in a smooth underside surface profile to optimise hose protection, especially for protecting soft hoses from damage during installation, providing exterior hose wall protection
- The housing is riveted for extra strength and provides smooth contact with the hose.



### Eclipse W1 Mild Steel Wormdrive Hose Clips Range

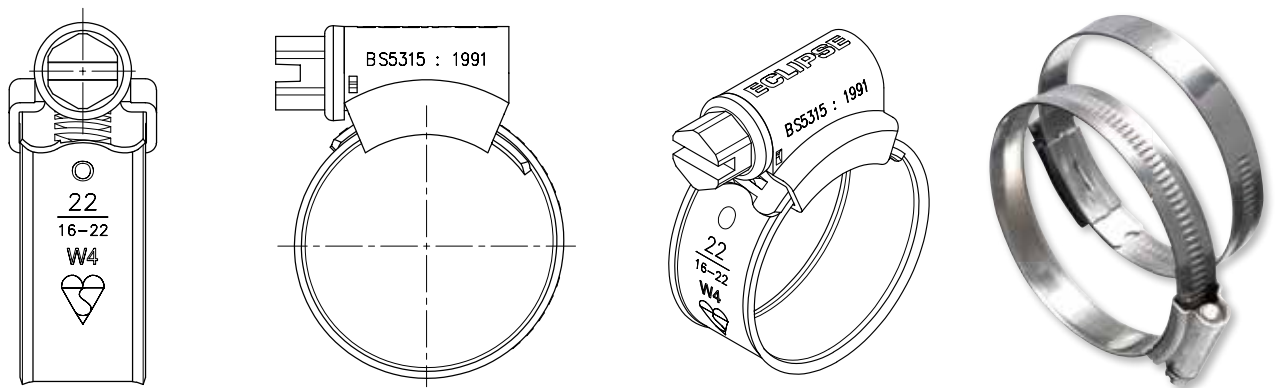
Part No.	Range (mm)	Range (inches)	BS Size	Band Width	Recommended Torque (Nm)	Maximum Torque (Nm)	Pack Qty.	Pack Type
ECW1-000	9.5-12mm	3/8"-1/2"	12	9.5mm	3.4	4.5	10	Cardboard Box
ECW1-M00	11-16mm	1/2"-5/8"	16	9.5mm	3.4	4.5	10	Cardboard Box
ECW1-00	13-20mm	1/2"-3/4"	20	9.5mm	3.4	4.5	10	Cardboard Box
ECW1-0	16-22mm	5/8"-7/8"	22	12.0mm	4.2	5.6	10	Cardboard Box
ECW1-0X	18-25mm	3/4"-1"	25	12.0mm	4.2	5.6	10	Cardboard Box
ECW1-1A	22-30mm	7/8"-1 1/8"	30	12.0mm	5.1	6.8	10	Cardboard Box
ECW1-1	25-35mm	1"-1 3/8"	35	12.0mm	5.1	6.8	10	Cardboard Box
ECW1-1X	30-40mm	1 1/8"-1 5/8"	40	12.0mm	5.1	6.8	10	Cardboard Box
ECW1-2A	35-50mm	1 3/8"-1 3/4"	50	12.0mm	5.9	6.8	10	Cardboard Box
ECW1-2	40-55mm	1 5/8"-2 1/8"	55	12.0mm	5.9	7.9	10	Cardboard Box
ECW1-2X	45-60mm	1 3/4"-2 3/8"	60	12.0mm	5.9	7.9	10	Cardboard Box
ECW1-3	55-70mm	2 1/8"-2 3/4"	70	12.0mm	6.8	9.0	5	Cardboard Box
ECW1-3X	60-80mm	2 3/8"-3 1/8"	80	12.0mm	6.8	9.0	5	Cardboard Box
ECW1-4	70-90mm	2 3/4"-3 1/2"	90	12.0mm	6.8	9.0	5	Cardboard Box
ECW1-4X	85-100mm	3 1/8"-4"	100	12.0mm	6.8	9.0	5	Cardboard Box
ECW1-5	90-120mm	3 1/2"-4 3/4"	120	12.0mm	6.8	9.0	5	Cardboard Box
ECW1-6	100-125mm	4"-5"	125	12.0mm	6.8	9.0	5	Cardboard Box
ECW1-6X	130-150mm	5 1/8"-5 3/4"	150	12.0mm	6.8	9.0	5	Cardboard Box
ECW1-7	130-160mm	5 1/8"-6 1/4"	160	12.0mm	5.9	7.9	10	Plastic Bag
ECW1-8	150-180mm	5 7/8"-7 1/8"	180	12.0mm	5.9	7.9	10	Plastic Bag
ECW1-9	170-200mm	6 5/8"-7 7/8"	200	12.0mm	5.9	7.9	10	Plastic Bag
ECW1-10	190-230mm	7 1/2"-9"	230	12.0mm	5.9	7.9	10	Plastic Bag
ECW1-11	220-250mm	8 7/8"-10"	250	12.0mm	5.9	7.9	10	Plastic Bag
ECW1-12	240-280mm	9 7/8"-11"	280	12.0mm	5.9	7.9	10	Plastic Bag
ECW1-13	270-300mm	10 7/8"-12"	300	12.0mm	5.9	7.9	10	Plastic Bag
ECW1-14	290-330mm	11 7/8"-13"	330	12.0mm	5.9	7.9	10	Plastic Bag



### Eclipse W4 304 Stainless Steel Wormdrive Hose Clips

Ideal for various Industrial, Construction, automotive, agricultural, hardware / DIY and many applications where a high requirement for corrosion resistance is required.

- W4 wormdrive hose clips are manufactured from the finest 304 grade stainless steel (Austenitic grade 18% Chromium / 8% Nickel) for a high degree of corrosion resistance
- Corrosion resistance tested in salt spray test > 500 hours
- Bright Silver plated finish with partial serrations
- Trivalent Chromate plating Cr3) for ROHS compliance
- 7mm Slotted screw for ease of use
- The band is processed to erase any burrs from the edges and to increase strength ensuring a high destructive torque
- The band thread is cold formed and results in a smooth underside surface profile to optimise hose protection, especially for protecting soft hoses from damage during installation, providing exterior hose wall protection
- The housing is riveted for extra strength and provides smooth contact with the hose.



### Eclipse W4 304 Stainless Steel Wormdrive Hose Clips Range

Part No.	Range (mm)	Range (inches)	BS Size	Band Width	Recommended Torque (Nm)	Maximum Torque (Nm)	Pack Qty.	Pack Type
ECW4-000	9.5-12mm	3/8"-1/2"	12	9.5mm	3.4	4.5	10	Cardboard Box
ECW4-M00	11-16mm	1/2"-5/8"	16	9.5mm	3.4	4.5	10	Cardboard Box
ECW4-00	13-20mm	1/2"-3/4"	20	9.5mm	3.4	4.5	10	Cardboard Box
ECW4-0	16-22mm	5/8"-7/8"	22	12.0mm	4.2	5.6	10	Cardboard Box
ECW4-0X	18-25mm	3/4"-1"	25	12.0mm	4.2	5.6	10	Cardboard Box
ECW4-1A	22-30mm	7/8"-1 1/8"	30	12.0mm	5.1	6.8	10	Cardboard Box
ECW4-1	25-35mm	1"-1 3/8"	35	12.0mm	5.1	6.8	10	Cardboard Box
ECW4-1X	30-40mm	1 1/8"-1 5/8"	40	12.0mm	5.1	6.8	10	Cardboard Box
ECW4-2A	35-50mm	1 3/8"-1 3/4"	50	12.0mm	5.9	6.8	10	Cardboard Box
ECW4-2	40-55mm	1 5/8"-2 1/8"	55	12.0mm	5.9	7.9	10	Cardboard Box
ECW4-2X	45-60mm	1 3/4"-2 3/8"	60	12.0mm	5.9	7.9	10	Cardboard Box
ECW4-3	55-70mm	2 1/8"-2 3/4"	70	12.0mm	6.8	9.0	5	Cardboard Box
ECW4-3X	60-80mm	2 3/8"-3 1/8"	80	12.0mm	6.8	9.0	5	Cardboard Box
ECW4-4	70-90mm	2 3/4"-3 1/2"	90	12.0mm	6.8	9.0	5	Cardboard Box
ECW4-4X	85-100mm	3 1/8"-4"	100	12.0mm	6.8	9.0	5	Cardboard Box
ECW4-5	90-120mm	3 1/2"-4 3/4"	120	12.0mm	6.8	9.0	5	Cardboard Box
ECW4-6	100-125mm	4"-5"	125	12.0mm	6.8	9.0	5	Cardboard Box
ECW4-6X	130-150mm	5 1/8"-5 3/4"	150	12.0mm	6.8	9.0	5	Cardboard Box
ECW4-7	130-160mm	5 1/8"-6 1/4"	160	12.0mm	5.9	7.9	10	Plastic Bag
ECW4-8	150-180mm	5 7/8"-7 1/8"	180	12.0mm	5.9	7.9	10	Plastic Bag
ECW4-9	170-200mm	6 5/8"-7 7/8"	200	12.0mm	5.9	7.9	10	Plastic Bag
ECW4-10	190-230mm	7 1/2"-9"	230	12.0mm	5.9	7.9	10	Plastic Bag
ECW4-11	220-250mm	8 7/8"-10"	250	12.0mm	5.9	7.9	10	Plastic Bag
ECW4-12	240-280mm	9 7/8"-11"	280	12.0mm	5.9	7.9	10	Plastic Bag



EHCFD - Eclipse Hose Clip Flexi-Driver

The new Eclipse Flexi-Driver has been designed to tighten and loosen the bolts on the range of Eclipse W1 Mild Steel and W4 Stainless steel Hose Clips.

- 7mm Hex Head
- Ergonomic trilobular soft feel handle
- The flexible shaft allows access into tight spaces.



Part No.	Description	Pack Qty.
EHCFD	Eclipse Hose Clip Flexi-Driver	5

ECW1-KIT - W1 Mild Steel 106 Piece Hose Clip Set

- W1 Mild Steel Zinc Plated Hose Clips are fully serrated, with 7mm slotted screws for ease of use
- Flexi-Driver for tightening and lossening Hose Clip bolts in awkward or hard-to-reach places
- Handy storage case with removable dividing walls for building compartments to your preference.



- Set Contents:
- 1 x Hose Clip Flexi-Driver
  - 5 x ECW1-1X
  - 10 x ECW1-1
  - 10 x ECW1-0
  - 10 x ECW1-0X
  - 10 x ECW1-1A
  - 20 x ECW1-000
  - 20 x ECW1-00
  - 20 x ECW1-M00

Part No.	Description
ECW1-KIT	Mild Steel 106 Piece Hose Clips Set

Eclipse Wormdrive Hose Clips  
Packaging and POS

- Available in 5 piece and 10 piece boxes
- Larger sizes packaged in plastic bags
- Counter top point of sale display unit available.





# Specialist Cutting Range

Eclipse features a wide range of specialist cutters and snips for the manual cutting of bolts, wire, cables, sheet metals, copper, silver and gold.



# Cutting Bolt and Wire Cutters

High tensile Bolt Cutters, available in a range of sizes, with a choice of tubular or solid forged handles.

## Bolt Cutters - High Tensile, Tubular Handles

- High tensile for cutting hard materials up to 50HRC
- Centre cut, arm adjusted bolt cutters with lightweight tubular handles that do not compromise strength
- Every pound of force applied is amplified to produce 80lbs (36kg) of force between the jaws
- To maximise safety the built in stops will yield rather than break
- Drop forged jaws are machined to precise specifications for a resilient body and rigid cutting edge.

Part No.	Total Length	Max Cutting Capacity	Pack Qty
ETBC14	355mm (14")	5mm ( <sup>3</sup> / <sub>16</sub> "	20
ETBC18	460mm (18")	6.4mm ( <sup>1</sup> / <sub>4</sub> "	10
ETBC24	610mm (24")	7.9mm ( <sup>5</sup> / <sub>16</sub> "	8
ETBC30	762mm (30")	9.5mm ( <sup>3</sup> / <sub>8</sub> "	5
ETBC36	915mm (36")	11.1mm ( <sup>7</sup> / <sub>16</sub> "	4



## Bolt Cutters - High Tensile, Forged Handles


- High tensile for cutting hard materials up to 50HRC
- Centre cut, arm adjusted bolt cutters with solid forged handles for maximum strength
- Every pound of force applied is amplified to produce 80lbs (36kg) of force between the jaws
- To maximise safety the built in stops will yield rather than break
- Drop forged jaws are machined to precise specifications for a resilient body and rigid cutting edge.

## Bolt Cutters - High Tensile, Forged Handles

Part No.	Total Length	Max Cutting Capacity	Pack Qty
EFBC14	355mm (14")	5mm ( <sup>3</sup> / <sub>16</sub> "	16
EFBC18	460mm (18")	6.4mm ( <sup>1</sup> / <sub>4</sub> "	8
EFBC24	610mm (24")	7.9mm ( <sup>5</sup> / <sub>16</sub> "	6
EFBC30	762mm (30")	9.5mm ( <sup>3</sup> / <sub>8</sub> "	4
EFBC36	915mm (36")	11.1mm ( <sup>7</sup> / <sub>16</sub> "	3
EFBC42	1070mm (42")	13mm ( <sup>1</sup> / <sub>2</sub> "	2

## Spare Jaw and Strap Set

Part No.	Description
EFBC14-RH	Spare Jaw and Strap Set
EFBC18-RH	Spare Jaw and Strap Set
EFBC24-RH	Spare Jaw and Strap Set
EFBC30-RH	Spare Jaw and Strap Set
EFBC36-RH	Spare Jaw and Strap Set
EFBC42-RH	Spare Jaw and Strap Set






Specialist cutters for shearing bolt heads and cutting wire, rope and cable.

EBC-EC24 End Cut Bolt Cutter - 24"/600mm

- Pincer movement makes the bolt cutter ideal for cutting in restricted areas or where a side cut is difficult, eg when cutting off bolt heads
- Jaws are drop forged and machined to precise specifications for a resilient body and rigid cutting edge
- Handles are solid forged and incorporate safety stops that will yield rather than break.



Part No.	Total Length	Max Cutting Capacity	Pack Qty
EBC-EC24	600mm (24")	7.9mm (5/16")	4

ECC16 Cable Cutters - 24"/600mm

- For cutting 16mm wire rope and up to 21mm armoured cable
- Lightweight tubular steel handles reduce user fatigue during prolonged use
- Rubber hand grips reduce the risk of slippage
- Jaws have hardened cutting edges for easy cutting.



Part No.	Total Length	Max Cutting Capacity	Pack Qty
ECC16	600mm (24")	16mm wire rope and up to 21mm armoured cable	4

EW8 Wire & Rope Cutter - 8"/200mm

- Suitable for a multitude of agricultural, garden, automotive and marine cutting tasks.
- Angled and hardened blades ensure a clean cut, whilst the spring loaded head gives a fast, smooth cutting action.
- Rubber handles reduce the risk of slippage.

Material		Recommended Capacity
Mild steel strand		6.5mm
High tensile steel rope (180kg/mm²)		5.0mm
Soft steel wire (34kg/mm²)		5.0mm
Copper/aluminium rod		5.0mm
Steel rod (66kg/mm²)		4.0mm
Spring wire (hardened and tempered) (180kg/mm²)		2.5mm
Electric cable (not armoured)		6.5mm
Part No.	Total Length	Pack Qty
EW8	200mm (8")	5







# Cutting Aviation Snips

Cuts up to 1.2mm cold rolled steel and 0.7mm stainless steel. Drop forged alloy steel blades give a longer cutting life, whilst the spring loaded handles ensure a fast, smooth cutting action.

### EAS-SL Aviation Snips

- Long cut/straight cut and wide curves Aviation Snips.



Part No.	Cutting Capacity (Cold Rolled Steel)	Cutting Capacity (Stainless Steel)	Pack Qty
EAS-SL	1.22mm	0.7mm	6

### EAS-S Aviation Snips

- Straight and wide curves Aviation Snips.



Part No.	Cutting Capacity (Cold Rolled Steel)	Cutting Capacity (Stainless Steel)	Pack Qty
EAS-S	1.22mm	0.7mm	6

### EAS-R Aviation Snips

- Right and straight cut Aviation Snips.



Part No.	Cutting Capacity (Cold Rolled Steel)	Cutting Capacity (Stainless Steel)	Pack Qty
EAS-R	1.22mm	0.7mm	6

### EAS-L Aviation Snips

- Left and straight cut Aviation Snips.



Part No.	Cutting Capacity (Cold Rolled Steel)	Cutting Capacity (Stainless Steel)	Pack Qty
EAS-L	1.22mm	0.7mm	6

# Cutting Tin Snips

New to the Eclipse Cutting tools range are Tin Snips, designed for making straight cuts through sheet metal and other thin yet tough materials.



### ECTS7 - 7" Tin Snips

- Tool steel blades for lasting sharpness
- Drop forged for maximised strength
- Induction hardened cutting edges.



Part No.	Description	Cutting Capacity (Cold Rolled Steel)	Cutting Capacity (Stainless Steel)	Pack Qty
ECTS7	7" Tin Snips	0.53mm/24 Gauge	0.36mm/28 Gauge	6

### ECTS10 - 10" Tin Snips

- Tool steel blades for lasting sharpness
- Drop forged for maximised strength
- Induction hardened cutting edges.



Part No.	Description	Cutting Capacity (Cold Rolled Steel)	Cutting Capacity (Stainless Steel)	Pack Qty
ECTS10	10" Tin Snips	0.78mm/22 Gauge	0.46mm/26 Gauge	6



Resharpenable General Purpose Snips, precision hollow ground for easy cutting of sheet metal. Jewellers Snips suitable for cutting copper, silver and gold.



ESGP General Purpose Snips

- For cutting sheet metal
- Precision hollow ground blades reduce friction for an easy cutting action
- Induction hardened and tempered for easy re-sharpening
- Spring loaded nut allows for easy adjustment to increase the working life
- High quality steel drop forged handles offer maximum strength.

Part No.	Total Length	Cutting Capacity Mild Steel up to 18g (Thickness in mm)	Cutting Capacity Stainless Steel up to 23g (Thickness in mm)	Pack Qty
ESGP-8	200mm (8")	0.53	0.36	6
ESGP-10	255mm (10")	0.78	0.46	6
ESGP-12	300mm (12")	0.94	0.78	6
ESGP-14	350mm (14")	1.24	0.90	6



ESGPS General Purpose Snips with Spring

- For cutting sheet metal
- Spring handle for ease of use during repetitive cutting
- Precision hollow ground blades reduce friction for an easy cutting action
- Induction hardened and tempered for easy re-sharpening
- Leather strap ensures safe storage.

Part No.	Total Length	Cutting Capacity Mild Steel up to 18g (Thickness in mm)	Cutting Capacity Stainless Steel up to 18g (Thickness in mm)	Pack Qty
ESGPS-8	200mm (8")	0.53	0.36	6
ESGPS-10	255mm (10")	0.78	0.46	6
ESGPS-12	300mm (12")	0.94	0.78	6
ESGPS-14	350mm (14")	1.24	0.90	6



ESJ-7 Jewellers' Snips

- For cutting copper, silver and gold
- Precision hollow ground blades reduce friction for an easy cutting action
- Induction hardened and tempered for easy re-sharpening
- Integrated stops prevent trapped fingers without compromising the jaw capacity.

Part No.	Total Length	Cutting Capacity (Mild Steel up to 18g)	Cutting Capacity (Stainless Steel up to 23g)	Pack Qty
ESJ-7S	180mm (7") Straight Blade	0.8mm	0.46mm	6
ESJ-7C	180mm (7") Curved Blade	0.8mm	0.46mm	6





## Pliers

Manufactured with induction hardened cutting edges to the highest specification and tolerances with ergonomic soft feel handles. Eclipse Pliers offer a perfect solution for most gripping, twisting and wire cutting jobs.



## Pliers

### Eclipse Pliers

An extensive range of Eclipse Pliers for cutting and twisting wire and gripping pipes, rods and other components for the professional user. Designed to give a greater grip when you need it most.

### Pliers Cutting Key

Type of Wire	Example	Tensile strength ca. N/mm2
Soft wire	Copper, Aluminium	220 - 250
Medium hard wire	Iron wire	750 - 800
Hard wire	Steel wire	1700 - 1800
Piano wire	Hardened spring metal	2200 - 2300

### Engineers' Pliers

- Multipurpose pliers for cutting, gripping and twisting
- Induction hardened cutting edges for cutting medium hard wire
- Pipe grip for gripping pipes, rods and other components
- Serrated jaw for gripping nuts, bolts, studs and similar objects
- Joint cutter for cleanly cropping soft wire
- Ergonomic soft feel handles.



Part No.	Size	Wire Cutting Thickness (mm)				Pack Qty.
		Soft	Med Hard	Hard	Piano	
PW21696/11	160mm (6")	4.0	2.8	1.8	1.4	5
PW21697/11	180mm (7")	4.0	3.0	2.0	1.6	5
PW21698/11	200mm (8")	4.0	3.0	2.0	1.6	5
PW216910/11	250mm (10")	6.0	4.0	2.8	2.4	5

### Long Nose Pliers

- Long tapering jaws for gripping in confined spaces and side cutter for cutting medium hard wire
- Fine jaw ends for gripping and manoeuvring small objects
- Serrated jaws for extra grip
- Induction hardened cutting edges for cutting medium hard wire
- Ergonomic soft feel handles.



Part No.	Size	Wire Cutting Thickness (mm)				Pack Qty.
		Soft	Med Hard	Hard	Piano	
PW5835/11	140mm (5½")	3.0	2.5	1.6	1.2	5
PW5836/11	160mm (6")	4.0	2.8	1.8	1.4	5





# Pliers

## Eclipse Pliers

Additional nippers and nose pliers to complete the range of high performance pliers.

### Diagonal Cutting Nippers

- For cutting medium to hard wire
- Tapering head shape to access confined spaces
- Induction hardened cutting edges
- Design of cutter face allows wire to be cut close to surface
- Rounded jaw ends provide strength in area where majority of cutting takes place
- Ergonomic soft feel handles.



Part No.	Size	Wire Cutting Thickness (mm)				Pack Qty.
		Soft	Med Hard	Hard	Piano	
PW7735/11	125mm (5")	3.0	2.5	1.6	1.2	5
PW7736/11	160mm (6")	4.0	3.0	2.0	1.6	5

### Heavy Duty Diagonal Cutting Nippers

- For cutting hard wire
- Tapering head shape to access confined spaces
- Induction hardened cutting edges
- Design of cutter face allows wire to be cut close to surface
- Rounded jaw ends provide strength in area where majority of cutting takes place
- Ergonomic soft feel handles.



Part No.	Size	Wire Cutting Thickness (mm)				Pack Qty.
		Soft	Med Hard	Hard	Piano	
PW7738/11	200mm (8")	5.0	3.5	2.4	2.0	5

### High Leverage Diagonal Cutting Nippers

- Heavy duty nipper for cutting hard wire
- High leverage design means less effort is required in cutting process
- Induction hardened cutting edges for hard wire
- Lay joint for added strength
- Ergonomic soft feel handles.



Part No.	Size	Wire Cutting Thickness (mm)				Pack Qty.
		Soft	Med Hard	Hard	Piano	
PW14537/11	180mm (7")	4.0	3.0	2.0	1.6	5

### End Cutting Nippers

- Heavy duty end cutting nippers for cutting hard wire
- For cutting wire flush to a surface
- Induction hardened cutting edges
- Specially designed for cutting wire not accessible from the side allows knuckle clearance
- Ergonomic soft feel handles.



Part No.	Size	Wire Cutting Thickness (mm)				Pack Qty.
		Soft	Med Hard	Hard	Piano	
PW9637/11	165mm (6½")	4.0	3.0	2.0	1.6	5

# Pliers

## Performance Pliers

Additional specialist purpose with performance pliers to complete the range.

### Unsleeved Engineers' Pliers

- For use in environments where bare metal handles are appropriate
- The handles are impervious to swarf, glass chippings and heat melting
- Multipurpose pliers for cutting, gripping and twisting
- Induction hardened cutting edges for cutting medium hard wire
- Pipe grip for gripping pipes, rods and other components
- Serrated jaw for gripping nuts, bolts, studs and similar objects
- Joint cutter for cleanly cropping soft wire
- Unsleeved handles.



Part No.	Size	Wire Cutting Thickness (mm)				Pack Qty.
		Soft	Med Hard	Hard	Piano	
PW2166/11	160mm (6")	4.0	2.8	1.8	1.4	5
PW21610/11	250mm (10")	6.0	4.0	2.8	2.4	5

### PA18518/11 Wire Stripper Crimper

- Designed to cut the cable sheath and crimp the wire
- Alloy steel jaws capable of stripping all types of wire
- Unique, fully automatic design makes wire stripping easy
- Multipurpose tool combining stripping, crimping and cutting
- Sleeved handles.



Part No.	Size	Stripping Capacity	Box Qty.
PA18518/11	200mm (8")	0.13-6.0 sq mm	5



### Specialist Pliers

A range of special purpose, high performance pliers for the carpenter, plumber and electrician.

#### PA4069/11 - Slip Joint Waterpump Pliers

- Adjustable pliers for gripping pipes, nuts and bolts
- Sliding pivot gives a wide range of jaw openings
- Joint protector ensures the handles cannot close together and trap fingers
- Offset jaws to provide more accurate gripping when jaw grip is applied
- PVC dip handles
- Ideal for slip joints.



Part No.	Size	Capacity mm
PA4069/11	250mm (10")	0-42mm

#### PA45410/11 - Groove Joint Waterpump Pliers

- Adjustable pliers for gripping pipes, nuts and bolts
- Sliding pivot gives a wide range of jaw openings
- Joint protector ensures the handles cannot close together and trap fingers
- Offset jaws to provide more accurate gripping when jaw grip is applied
- PVC dip handles
- Ideal for groove joints.



Part No.	Size	Capacity	Box Qty.
PA45410/11	250mm (10")	0-42mm	5

#### PB807/11 - Carpenters' Pincers

- For gripping and extracting nails and tacks
- Bevelled jaw edges for gripping nails without cutting them
- Curved jaw to enable rocking of tool to lever nails and tacks
- PVC dip handles.



Part No.	Size	Box Qty.
PB807/11	180mm (7")	5

#### PA196810/11 - Cable Croppers

- Specially designed cutting edges ensure ends of cable do not fray
- For soft cables only (not to be used on cable with a hardcore / outer such as SWA or ACSR)
- PVC dip handles.



Part No.	Size	Dia. (mm)	Dia. (mm)	Box Qty.
PA196810/11	250mm (10")	2.0	1.6	5



## VDE Tools

Eclipse high quality VDE approved cutters and pliers are manufactured from hardened and tempered drop forged steel and have an integrated hand stop, reducing the risk of contact with the metal head, ensuring a safe, high quality tool for the professional electrician.

# VDE Tools

## VDE Pliers and Cutters

The VDE Testing and Certification Institute (Verband der Elektrotechnik) is an internationally accredited independent organisation working to ensure the safety of electrical tools and machines.

A comprehensive range of high quality VDE approved cutters and pliers for the professional electrician. Each tool is VDE approved, meaning that it is individually tested to 10,000V for complete assurance of safety when working on live equipment up to 1,000V.

### What products are VDE certified?

Only those that have been tested to strict criteria in the VDE Institute's Frankfurt based laboratories can be issued with the VDE Certification Mark.

### How are VDE Tools Tested?

Each tool is individually tested to 10,000V for complete assurance of safety when working on live equipment up to 1,000V AC.

### Why choose VDE tools?

They are designed specifically to reduce the risk of injury, as well as minimise the likelihood of damage to electrical circuitry.

### Are Insulated tools VDE approved?

'Insulated' only means that a tool is coated with a material that is not a conductor of electricity. Only VDE marked tools have passed the rigorous tests set by the VDE Testing and Certification Institution. Also beware of tools that claim to be VDE purely on the basis of their compliance with IEC 60900; this does not carry the assurance of safety through independent product testing and production auditing.

### Caring for VDE Tools

Always visually inspect VDE tools before use. If the insulation is damaged or marked in any way, the tool should not be used near live electrical circuits. To ensure satisfaction from this product, it should be kept clean and carefully stored in a contaminant free, dry environment.

### How do I recognise VDE tools?



This shows compliance with VDE regulations concerning safety requirements. Confirms safety with regards to electrical, mechanical, thermal, toxicological, radiological and other hazards.



The double triangle and voltage show that the tool is suitable for working on energised parts at the stated voltage.

### IEC 60900:2004

An international standard that includes the detailed requirements for the design of insulated tools, eg. the thickness of the protective insulation and the testing programme required on this material.

Integrated hand stop increases safety by reducing the risk of contact with the metal head

Manufactured from hardened and tempered drop forged steel for maximum strength and durability

Induction hardened and precision ground edges for maximum durability and performance





A comprehensive range of high quality VDE approved Eclipse cutters and pliers for the professional electrician.

VDE Side Cutters

- For cutting medium to hard wires/groups of wires that need to be shortened or separated
- Tapered head shaped to access confined spaces
- Induction hardened cutting edges
- Design of the cutter face allows wire to be cut close to the surface
- Rounded jaw ends provide strength in the area where the majority of cutting takes place
- Ergonomic soft feel handles.



Part No.	Size	Wire Cutting Thickness (mm)				Pack Qty.
		Soft	Med Hard	Hard	Piano	
PWSF7746/11	165mm (6½")	4.0	3.0	2.0	1.6	5
PWSF7747/11	185mm (7½")	4.0	3.0	2.0	1.6	5

PWSF1978/11 VDE Cable Cutters

- A compact one handed cable cutter for use on copper and aluminium wire (not suitable for steel wire)
- Made from drop forged steel for maximum strength and durability
- Cutting edges are induction hardened for a high cutting performance
- The shearing action cuts through cables cleanly and effortlessly
- Ergonomic soft feel handles.



Part No.	Size	Dia. mm	Dia. mm²	Pack Qty.
PWSF1978/11	210mm (8½")	38.0	11.5	5

VDE Combination Pliers

- Multipurpose pliers for gripping, twisting and cutting
- Induction hardened cutting edges
- Pipe grip for pipes, rods and round components
- Serrated jaws for gripping nuts, bolts, studs and similar objects
- Joint cutter for cleanly cropping wire
- Ergonomic soft feel handles.



Part No.	Size	Wire Cutting Thickness (mm)				Pack Qty.
		Soft	Med Hard	Hard	Piano	
PWSF21647/11	180mm (7")	4.0	3.0	2.0	1.6	5
PWSF21648/11	200mm (8")	4.0	3.0	2.0	1.6	5

PWSF10648/11 VDE Long Nose Pliers

- Designed to remove wires or pry electrical parts out of confined spaces
- Includes cutting edges for cutting medium to hard wire
- Long tapered jaws for gripping in confined spaces
- Side cutter for cutting medium hard wire
- Fine jaw ends for gripping and manoeuvring small objects
- Serrated jaws for extra grip
- Induction hardened cutting edges
- Ergonomic soft feel handles.



Part No.	Size	Wire Cutting Thickness (mm)				Pack Qty.
		Soft	Med Hard	Hard	Piano	
PWSF10648/11	200mm (8")	4.0	3.0	2.0	1.6	5

Additional VDE approved pliers and wire strippers for the professional electrician.

PWSF10748/11 VDE Bent Long Nose Pliers

- Ideal for adjusting relay contacts. Includes cutting edges for medium to hard wire
- Bent nose with angled jaws for increased access
- Long tapered jaws for gripping in confined spaces
- Side cutter for cutting medium hard wire
- Fine jaw ends for gripping and manoeuvring small objects
- Serrated jaws for extra grip
- Induction hardened cutting edges
- Ergonomic soft feel handles.



Part No.	Size	Wire Cutting Thickness (mm)				Pack Qty.
		Soft	Med Hard	Hard	Piano	
PWSF10748/11	200mm (8")	4.0	3.0	2.0	1.6	5

EAWS6 Automatic Wire Strippers

- A multipurpose tool for use on both flat cable and round flex cable. combines stripping, crimping and cutting
- Strips wire with no need for adjustment
- Crimping jaws can be use on both insulated and non-insulated terminals
- The steel blades of the jaws are designed to cut wire and are hardened to ensure a longer working life. The micro-adjustment mechanism allows for the stripping of wire less than 0.2mm²

**Stripping** 0.2 - 6.0mm² copper and aluminium wire, solid or stranded  
**Wire Cutting** HRC 40-50  
**Crimping** 1.5, 2.5, 6.0mm insulated and non-insulated terminals.



Part No.	Pack Qty.
EAWS6	10

ECT-RBY Ratchet Crimping Pliers

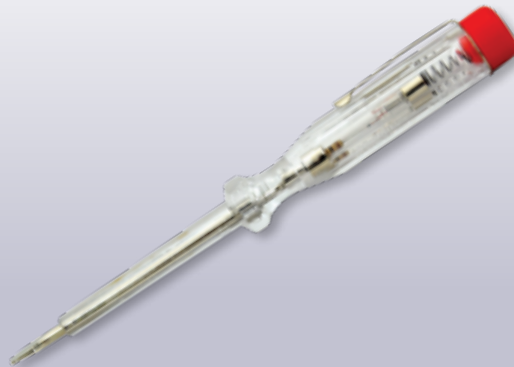
- For crimping open cable insulated terminals
- The head has colour coded recesses of red, blue and yellow for different insulated terminals
- Made from high quality carbon steel with a hardened black oxide finish to ensure maximum strength and durability
- A high compression pressure and an adjustment mechanism enable fast and effective crimping
- Soft feel handles offer comfort and a secure grip.



Part No.	mm2	AWG	Pack Qty.
ECT-RBY*	0.5-1.0, 1.5-2.5, 4-6	22-18,16-14, 12-10	5

Mains Testers

- For detecting the presence of electric voltage
- Bright chrome vanadium steel bars for strength and rust protection
- Packed individually
- 220-250 volts: 50Hz.



Part No.	Tip Length	Tip Height	Pack Qty.
3200R	75mm	3mm	6
3210R	105mm	5mm	6



## Eclipse Gripping and Plumbing Tools

Wrenches and plumbing tools manufactured from the highest quality materials to the finest tolerances for optimum performance. A complete solution for the plumbing, installation and automotive industries.





# Gripping and Plumbing Tools

## Wrenches

A wide range of Pipe Wrenches to suit the majority of applications and user preferences.

### ELPW - Leader Pattern Pipe Wrenches


- The frame and handle are made from a one piece ductile iron casting which is guaranteed unbreakable
- Flash hardened teeth increase wear resistance
- Hardened and tempered steel adjustment nut gives a longer working life
- Precision machined screw thread and spring jaw remain open until pressure is applied
- Conforms to British Standard BS3594.



Size	Open Length	Pipe Capacity	Box Qty.
ELPW8	200mm (8")	25mm (1")	4
ELPW10	250mm (10")	38mm (1½")	4
ELPW12	300mm (12")	51mm (2")	4
ELPW14	350mm (14")	51mm (2")	4
ELPW18	450mm (18")	63mm (2½")	4
ELPW24	600mm (24")	76mm (3")	1
ELPW36	910mm (36")	127mm (5")	1
ELPW48	1200mm (48")	152mm (6")	1

### ESPW - Stillson Pipe Wrenches

- The hardened and tempered hook jaw eliminates breakage
- Flash hardened teeth increase wear resistance
- The nut abutment means that all loading is transferred direct from the handle to the nut and jaw via the nut abutment, ensuring that the frame is not load bearing, reducing the possibility of frame failure
- Conforms to British Standard BS3594.



Size	Open Length	Pipe Capacity	Box Qty.
ESPW8	200mm (8")	19mm (¾")	6
ESPW10	250mm (10")	25mm (1")	6
ESPW12	300mm (12")	32mm (1¼")	6
ESPW14	350mm (14")	38mm (1½")	6
ESPW18	450mm (18")	51mm (2")	4
ESPW24	600mm (24")	63mm (2½")	4
ESPW36	910mm (36")	89mm (3½")	2

### ESWDPW - Swedish Pattern Pipe Wrenches

- Bent nose 90 degree angled head
- Manufactured from drop forged, hardened chrome vanadium steel
- Hardened jaws.



Size	Open Length	Pipe Capacity	Box Qty.
ESWDPW1	355mm (13⅞")	25mm (1")	6
ESWDPW15	470mm (18½")	38mm (1½")	6
ESWDPW2*	610mm (24")	50mm (2")	4

### EQAPW12 - 12" Quick Adjustment Pipe Wrench

- Designed to offer the convenience of a traditional pipe wrench with the added benefit of quick and easy one-handed adjustment
- Compact size suitable for use in more confined spaces
- Cast Aluminium Slide and Handle with Forged Carbon Steel Head
- Compact size 300mm/12"
- Hardened teeth
- Deep-grooved jaws for instant grip and a firm ratcheting action
- For use with copper and aluminium pipes as well as ferrous and non-ferrous metals.



Part No.	Open Length	Pipe Capacity	Box Qty.
EQAPW12	300mm (12")	45mm (1¾")	6

A choice of Adjustable Wrenches for a variety of applications, manufactured to the highest standards and quality.

### SFADJW3PS - 3 Piece Soft Feel Adjustable Wrench Set

- 6", 8" and 10" wrenches
- Chrome Vanadium steel
- Rust resistant lacquer for increased durability
- Ergonomic soft feel sleeve for maximum comfort and grip
- Metric scale laser etchings for fast, accurate setting



### ADJW Adjustable Wrenches - Professional

- Designed for the Professional user, for use in plumbing, installation and automotive industries
- Exceptionally quick adjusting screw to move the scaling jaw
- Left handed screw thread and super thin head with wide jaw opening to allow use in confined spaces.



Size	Length	Jaw Width	Pack Qty.
ADJW8L	200mm (8")	28mm	6
ADJW10L	250mm (10")	33mm	6
ADJW18L	450mm (18")	60mm	1
ADJW24L	600mm (24")	70mm	1

### ADJW - Adjustable Wrenches - Extra Wide Jaws

- Ideal for use in plumbing, installation and automotive tasks
- Extra wide jaw opening increases versatility
- Super thin head for use in confined spaces
- Throat depth is deeper than standard adjustable wrenches
- Head is angled for maximum speed and efficiency
- Soft grip handle for added comfort.



Size	Length	Jaw Width	Pack Qty.
ADJW6WJ	150mm (6")	34mm (1.3")	6
ADJW8WJ	200mm (8")	38mm (1½")	6
ADJW10WJ	250mm (10")	50mm (2")	5
ADJW12WJ	300mm (12")	60mm (2¼")	5

### ADJW - Adjustable Wrenches - Soft Feel Handle

- Wide jaw can be used to tighten large nuts and bolts,
- Metric scale laser etched onto the jaw ensures fast setting of the tool
- Rust resistant lacquer increases the product life
- Ergonomic soft feel sleeve for maximum comfort and grip.



Size	Length	Jaw Width	Pack Qty.
ADJW6	150mm (6")	27mm (1")	5
ADJW8	200mm (8")	33mm (1¼")	5
ADJW10	250mm (10")	38mm (1½")	5
ADJW12	300mm (12")	45mm (1¾")	5

### ECPW - Chain Pipe Wrenches

- Adjustable pipe wrench that turns a pipe in either direction for use on round, square, or irregular shapes in confined spaces, eg when a pipe is in a trench or against a wall
- Drop forged steel jaws are both hardened and tempered for maximum strength
- Tensile steel chain loops quickly around the pipe and, once locked, holds it in place to prevent slippage
- Only the teeth on the face of the handle bite into the pipe, meaning that, when these become worn, the jaws can be reversed to double the life of the tool
- Drop forged steel cylindrical handle.



Part No.	Size	Capacity	Chain Length	Pack Qty.
ECPW4	100mm (4")	12-100mm (½ - 4")	730mm (28.7")	2
ECPW8	200mm (8")	25-200mm (1-8")	1015mm (39.9")	2
ECPW12	300mm (12")	50-300mm (2 - 12")	1340mm (52.7")	2





# Gripping and Plumbing Tools

## Wrenches, Pipe Vices and Cutters

Pipe Slicers and tube cutters for plastic, copper, brass, aluminium and mild steel.  
Pipe Vice for repetitive clamping tasks.

### ADJW Adjustable Wrenches - Standard Handle

- Used for tightening large nuts and bolts
- Metric scale laser etched onto the jaw ensuring fast setting of the tool
- Rust resistant lacquer increases the product life
- Features a ring spanner in handle\*
- Ideal for use in difficult to reach areas.




Size	Length	Jaw Width	Ring Spanner Size	Pack Qty.
ADJW6S	150mm (6")	27mm (1 1/16")	10mm (3/8")	5
ADJW8S	200mm (8")	33mm (1 3/16")	11mm (7/16")	5
ADJW10S	250mm (10")	38mm (1 1/2")	13mm (1/2")	5
ADJW12S	300mm (12")	45mm (1 3/4")	14mm (9/16")	5
ADJW15S	375mm (15")	49mm (2")	Not Included	2

\*ring spanner not included on ADJW15S

### EHPV - Hinged Pipe Vices

- Ideal for repetitive clamping tasks on pipework.
- Can be fitted to a bench or a stand
- Hinged top section allows rapid access to the job
- Self locking frame is reversible for right or left-handed operation
- The steel tommy bar and main screw exert and maintain a powerful gripping force
- SG ductile iron frame is guaranteed unbreakable.



Part No.	Open Length	Box Qty.
EHPV2	10-50mm (3/8" - 2")	4
EHPV2-1/2	10-60mm (3/8" - 2 1/2")	4
EHPV3-1/2	10-90mm (3/8" - 3 1/2")	2
EHPV6*	16-150mm (5/8" - 6")	1

### EABW300 - Adjustable Basin Wrench - 300mm (12")

- Offers the convenience of a traditional pipe wrench with the added benefit of quick and easy one-handed adjustment
- Cast Aluminium slide and handle with Forged Carbon Steel Head
- Compact size 300mm/12"
- Hardened teeth
- Deep-grooved jaws for instant grip and a firm ratcheting action
- For use with copper and aluminium pipes as well as ferrous and non-ferrous metals.



Part No.	Pipe Capacity	Box Qty.
EABW300	32mm (1 1/4")	5

### ECTC22 - Mini Tube Cutter

- For cutting 3-22mm (1/8" to 7/8" o.d.) copper and aluminium tubing
- Suited to small bore tubing
- Compact size ideal for use in confined spaces
- Quickly adjusts to the required cutting position.



Part No.	Cutting Capacity	Box Qty.
ECTC22	3-22mm (1/8 - 7/8")	10

### ECTC - Telescopic Tube Cutters

- For cutting copper, brass, aluminium and light gauge steel tube.
- Makes clean, fast cuts, leaving little flash to clear away
- The feed screw does not expand during use, ideal for use in confined spaces.
- Each cutter includes an integral deburrer and a spare cutting wheel.



Part No.	Cutting Capacity	Box Qty.
ECTC32	3-32mm (1/8 - 1 1/4")	5
ECTC50	5-50mm (3/16 - 2")	5

# Gripping and Plumbing Tools

## Pipe Benders and Cutters

Cutters for plastic, steel and cast iron. A hand bender for site bending copper tube.

### EPPC - Plastic Pipe Cutters


- Ensure clean cuts without distortion to plastic tubing
- For cutting PVC, polythene, MDP and polyethylene pipe, HEP 20, plastic overflow pipe and rubber hoses
- High quality stainless steel blades
- Ratchet system ensures a fast, efficient cut
- Two sizes available; 32mm and 42mm.



Part No.	Cutting Capacity	Box Qty.
EPPC32	32mm (1 1/4")	10
EPPC42	42mm (1 5/8")	10

### ECPS - Copper Pipe Slicers

- For cutting copper tubing
- Single handed operation for use in confined areas, for example where there is limited space between the wall and copper pipes
- Two sizes available for use with 15mm and 22mm copper tube.



Part No.	Cutting Capacity	Box Qty.
ECPS15	15mm (9/16")	10
ECPS22	22mm (7/8")	10

### EHB6810 - Mini Pipe Bender

- Compact tool suitable for bending 6, 8 and 10mm copper pipe, aluminium, brass and other non-ferrous metal tubing
- Manufactured from carbon steel for strength and durability
- Features a calibration scale for easy accurate bending or right, left and offset bends up to 180°
- Ideal for installing central heating, air conditioning, refrigeration and other general installation jobs.



Part No.	Pipe Capacity	Box Qty.
EHB6810*	6mm (1/32"), 8mm (5/16") and 10mm (3/8")	10

### EHB - Hand Bender & Accessories

- A compact tool for bending 15mm and 22mm o.d. copper tube
- Ideal for on site operation
- Supplied with 15mm and 22mm formers and guides.



Part No.	Pipe Capacity	Box Qty.
EHB1522	15-22mm (9/16 - 7/8")	1
EHBG15	15mm Guide	24
EHBG22	22mm Guide	4
EHBF15	15mm Former	10
EHBF22	22mm Former	10

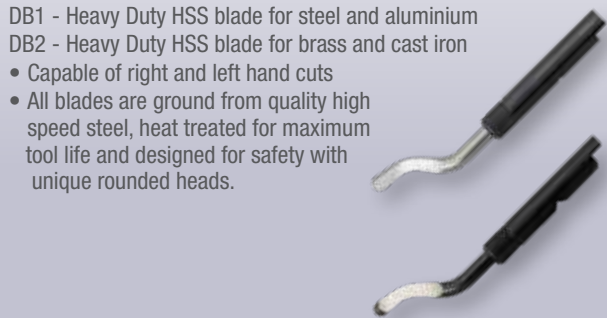
### 9350 - Deburring Tool

- A multifunctional tool capable of holding a range of different blades, coarse to fine, for external and internal deburring operations
- Easy to operate chuck
- Allows for quick blade changeover.



### DB1/DB2 Blades

- DB1 - Heavy Duty HSS blade for steel and aluminium
- DB2 - Heavy Duty HSS blade for brass and cast iron
- Capable of right and left hand cuts
- All blades are ground from quality high speed steel, heat treated for maximum tool life and designed for safety with unique rounded heads.





# Locking Jaw Pliers and C-Clamps

A range of top quality Locking Pliers and locking C-Clamps for the professional user.



# Gripping and Plumbing Tools

## Locking Jaw Pliers and C-Clamps



Locking Pliers - Typical Applications

Part No.	HVAC	Welding	Plumbing	Automotive	Electrical	Woodworking
E7R E10R	Clamping / Crimping	Clamping flat, square & hex surfaces	Non slip pipe wrench, portable vice, twisting wire	Clamping, removing bolts	Portable vice, twisting wire	Portable vice, pulling out nails
E10CR	Clamping / Crimping	Clamping round surfaces	Non slip pipe wrench, portable vice, twisting wire	Clamping, removing bolts	Portable vice, screwdriver lever	Portable vice, pulling out nails
E5WR E7WR E10WR	Clamping / Crimping / Wire Cutting	Clamping round surfaces	Non slip pipe wrench, portable vice, cutting & twisting wire	Clamping, removing bolts	Portable vice, screwdriver lever, cutting & twisting wire	Portable vice, pulling out nails, cutting wire
E6LN	Clamping/Crimping/ Wire Cutting	Clamping in difficult to reach spaces	Repairing faucets	Removing brake springs & clips, general clamping	Bending & cutting wire	Pulling nails & staples
E6SP E11SP	Clamping welding supports	Clamping welding supports	Temporary pipe hanger	Sheet metal repair work	—	Clamping long reach, delicate work pieces
E6R E11R	Clamping welding supports	Clamping welding supports	Temporary pipe hanger	Sheet metal repair work	—	Clamping long reach work pieces
E20R	Removing components, holding awkward shapes	Removing components, holding awkward shapes	Holding awkward shapes	Removing components, holding awkward shapes	—	—
E9R	—	Accurately aligning round & square shaped tubing	—	—	—	—
E8R	—	Holding sheet metal during bending, forming & crimping	—	—	—	—





# Gripping and Plumbing Tools

## Locking Jaw Pliers

A wide choice of Locking Pliers for different applications in a range of sizes.

### Straight Jaw Locking Pliers

- Designed for use with flat, square and hex workpieces
- Ideal for welding, HVAC, plumbing, automotive, electrical and woodworking projects.



Part No.	Size	Max Jaw Capacity	Box Qty.
E7R	175mm (7")	34mm (1 <sup>5</sup> / <sub>16</sub> ")	5
E10R	250mm (10")	45mm (1 <sup>3</sup> / <sub>4</sub> ")	5

### Curved Jaw Locking Pliers

- Designed for gripping and clamping round surfaces.



Part No.	Size	Max Jaw Capacity	Box Qty.
E10CR	250mm (10")	45mm (1 <sup>3</sup> / <sub>4</sub> ")	5

### Curved Jaw Locking Pliers with Wire Cutters

- Designed for gripping and clamping round surfaces. Incorporates a wire cutter.



Part No.	Size	Max Jaw Capacity	Box Qty.
E5WR	125mm (5")	32mm (1 <sup>1</sup> / <sub>4</sub> ")	5
E7WR	175mm (7")	34mm (1 <sup>5</sup> / <sub>16</sub> ")	5
E10WR	250mm (10")	45mm (1 <sup>3</sup> / <sub>4</sub> ")	5

### Long Nose Locking Pliers With Wire Cutters

- Particularly suited for clamping and tightening bolts in confined spaces.
- Also ideal for precision work. Incorporates a wire cutter.



Part No.	Size	Max Jaw Capacity	Box Qty.
E6LN	150mm (6")	51mm (2")	5

### 11" Locking Table C-Clamp

- Ideal for clamping and workpieces when drilling, milling, welding and gluing
- Suitable for fixing on machinery T Slots, tables and workbenches
- Swivel jaw pads minimise marking of delicate workpieces
- Chrome Molybdenum steel body and handles for strength and durability
- Guarded release trigger protects against accidental release
- Screw adjusts to fit work piece giving an even pressure



Part No.	Size	Max Jaw Capacity	Box Qty.
E-11TSC*	275mm (11")	92mm (3 <sup>5</sup> / <sub>8</sub> ")	5

# Gripping and Plumbing Tools

## Locking C-Clamps

C-Clamps and Locking Pliers for specialist use and working in confined spaces with awkward shapes.

### Locking C-Clamps with Regular Tips


- The wide opening jaws are designed to reach around and grip awkward shapes providing a deep reach.



Part No.	Size	Max Jaw Capacity	Box Qty.
E6R	150mm (6")	44mm (1 <sup>3</sup> / <sub>4</sub> ")	5
E11R	275mm (11")	80mm (3 <sup>1</sup> / <sub>8</sub> ")	5

### Locking C-Clamps with Swivel Pads


- Wide opening jaws designed to reach around and grip awkward shapes
- Swivel pads protect delicate workpieces from damage
- Provides a deep reach.



Part No.	Size	Max Jaw Capacity	Box Qty.
E6SP	150mm (6")	44mm (1 <sup>3</sup> / <sub>4</sub> ")	5
E11SP	275mm (11")	80mm (3 <sup>1</sup> / <sub>8</sub> ")	5

### Locking Welding Clamp

- U-shaped jaws accurately align round and square shaped tubing when welding.



Part No.	Max Capacity	Box Qty.
E9R	41mm (1 <sup>5</sup> / <sub>8</sub> ")	5

### Locking Chain Clamp

- Grips and holds awkward shapes up to 18"/455mm in diameter
- Ideal for working with pipes in confined spaces, eg. up against a wall.



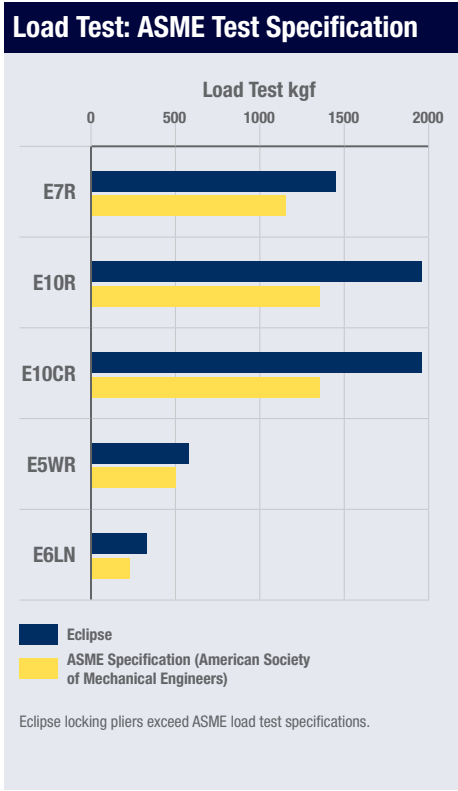
Part No.	Chain Size	Box Qty.
E20R	455mm (18")	5

### E8R Locking Sheet Metal Tool

- Grips and locks onto sheet metal when bending, forming and crimping.



Part No.	Size	Max Capacity	Box Qty.
E8R	200mm (8")	12.7mm (1/2")	5





### Eclipse Socketry

Introducing Eclipse Socketry a new range of Ratchet Handles and sets featuring a variety of the most popular sockets, insert bits, and accessories in handy storage cases, designed to meet the needs of both the Trade professional and the DIY enthusiast.

### Eclipse Square Drive Ratchet Handles

Our NEW Eclipse Ratchet Handles have 72 teeth (72T) on the drive gear, so the handle needs to move just 5° to engage the next tooth for easy, rapid adjustments with maximum torque and minimal effort. The 72T mechanism allows adjustments to be made in tight spaces where a larger swing arc might not work.

- Available in 3 drive sizes: 1/4", 3/8" and 1/2"
- Made from Chrome Vanadium Steel for strength and durability
  - A quick release button on the ratchet head allows for speedy removal of the socket or accessory
  - Ergonomic soft-feel handles are comfortable to hold and easy to wipe clean.

NEW



Part No.	Description	Pack Qty.
ERH14	1/4" Square Drive Ratchet Handle	10
ERH38	3/8" Square Drive Ratchet Handle	5
ERH12	1/2" Square Drive Ratchet Handle	5

### ESS25PS - 1/4" Square Drive 25 Piece Socket

- 50 teeth / 8° increment ratchet
- Chrome Vanadium Steel sockets are strong and durable, with six-point hex to reduce any slippage or rounding over corners
- Quick release feature for quickly removing sockets or accessories
- Ergonomic soft feel handles for increased comfort during use

NEW



- Set Contents:
- 12 x Sockets: 4 - 13mm
  - 1 x 50T Ratchet Handle
  - 1 x 100mm Extension Bar
  - 1 x Bit Holder (Adaptor)
  - 10 x 25mm Bits: TX 10, 15, 20, 25, 30, 40 PH2 x 2, Hex 5, 6



Part No.	Description	Pack Qty.
ESS25PS	1/4" Square Drive 25 Piece Socket Set	10





ESS34PS - 1/4" & 3/8" Square Drive 34 Piece Metric Socket Set

- 72 teeth / 5° increment ratchets for smooth operation
- Chrome Vanadium Steel sockets are strong and durable, with six-point hex to reduce any slippage or rounding over corners
- Quick release feature for quickly removing sockets or accessories
- Ergonomic soft feel handles for increased comfort during use.



Part No.	Description	Pack Qty.
ESS34PS	1/4" & 3/8" Square Drive 34 Piece Metric Socket Set	5

ESS24PSM - 1/2" Square Drive 24 Piece Metric Socket Set

- 72 teeth / 5° increment ratchets for smooth operation
- Chrome Vanadium Steel sockets are strong and durable, with six-point hex to reduce any slippage or rounding over corners
- Quick release feature for quickly removing sockets or accessories
- Ergonomic soft feel handles for increased comfort during use.



Part No.	Description	Pack Qty.
ESS24PSM	1/2" Square Drive 24 Piece Metric Socket Set	5

ESS24PS - 1/2" Square Drive 24 Piece Imperial Socket Set

- 72 teeth / 5° increment ratchets for smooth operation
- Chrome Vanadium Steel sockets are strong and durable, with six-point hex to reduce any slippage or rounding over corners
- Quick release feature for quickly removing sockets or accessories
- Ergonomic soft feel handles for increased comfort during use.



Part No.	Description	Pack Qty.
ESS24PS	1/2" Square Drive 24 Piece Socket Set	5



EMS78PS - Eclipse 78 Piece Mini Socket and Insert Bit Set

- A handy set suitable for everyday DIY, light duty car repairs and bike repairs
- Reversible Ratchet Handle
- Magnetised Bit Driver and Extension Piece
- All Bits are hardened and tempered for strength and durability
- Torque to British Standard BS: 2559 1994.

Set Contents:

- 1 Pc 1/4" Square Drive
- 1 Pc Bits Driver
- 1 Pc Extension Bar
- 1 Pc Magnetic Holder
- 1 Pc Precision Magnetic Holder
- 1 Pc Tweezer
- 41 Pcs Bits (6.35 x 25mm)
- 1 Pc ADP (25mm)
- 1 Pc Precision Bits ADP
- 20 Pcs Precision Bits (4 x 28mm)
- 9 Pcs 1/4" Socket: 4mm - 12mm



Part No.	Description	Pack Qty.
EMS78PS	Eclipse 78 Piece Mini Socket and Insert Bit Set	12

ERSMS65PS - 65 Piece Ratchet Screwdriver & Mini Socket Set

- Ideal for everyday maintenance and light duty repairs
- Handle can be locked in position for both left and right ratchet action
- Contains a range of 61 popular sockets and screwdriver bits
- Bits are hardened and tempered for enhanced strength and durability
- Supplied in a sturdy storage case to keep individual pieces organised and secure.

NEW



Set Contents:

- 1 x Ratchet Screwdriver Handle
- 1 x Precision Magnetic Holder
- 2 x Long Connectors for Ratchet & Precision Drivers
- 9 x 25mm (1/4") Sockets: 4 - 12mm
- 4 x Connector bits
- 8 x Slotted bits: 3mm, 4mm, 2 x 5mm, 2 x 6mm, 2 x 7mm
- 8 x PH bits: PH0, 3 x PH1, 3 x PH2, PH3
- 4 x PZ bits: P70, PZ1, PZ2, PZ3
- 5 x T bits: T10, T15, T20, T25, T30
- 2 x S bits: S0, S1
- 19 x Precision bits: 1mm, 1.5mm, 2mm, 2.5mm, 2 x PH0, 2 x PH1, T4, 2 x T5, T6, T8, T9, H2, H2.5, H3

Part No.	Description	Pack Qty.
ERSMS65PS	65 Piece Ratchet Screwdriver & Mini Socket Set	6

ETGRS53PS - 53 Piece T-Grip Ratchet Screwdriver & Mini Socket Set

- Ideal for everyday maintenance and light duty repairs
- Comfortable T-Grip handle for ease-of-use
- Contains a range of 48 popular sockets and screwdriver bits
- Bits are hardened and tempered for enhanced strength and durability
- Supplied in a sturdy storage case to keep individual pieces organised and secure.

NEW

Set Contents:

- 1 x T-Grip Ratchet Screwdriver Handle
- 1 x Precision Magnetic Holder
- 1 x Flexible Spring Tube
- 1 x Extended Bit Holder
- 1 x Adaptor
- 6 x 25mm (1/4") Sockets: 4-9mm
- 4 x Slotted bits: 3mm, 4mm, 5mm, 6mm
- 4 x PH bits: PH0, PH1, PH2, PH3
- 4 x PZ bits: PZ0, PZ1, PZ2, PZ3
- 7 x T bits: T10, T15, T20, T25, T27, T30, T40
- 5 x H bits: H3, H4, H5, H6
- 18 x Precision bits: 1mm, 1.5mm, 2mm, 2.5mm, 3.5mm, 2 x PH00, T4, T5, T6, T7, T8, T9, H0.7, H0.9, H1.3, H1.5, H2.5



Part No.	Description	Pack Qty.
ETGRS53PS	1/2" Square Drive 24 Piece Metric Socket Set	5

ERS33PS - 33 Piece Ratchet Screwdriver Set

- Adjustable ratchet handle can be set at any angle, ideal for working in awkward or hard-to-reach places
- Contains a range of 32 popular screwdriver bits, perfect for everyday use
- Bits are hardened and tempered for enhanced strength and durability
- Supplied in a sturdy hanging case to keep individual pieces organised and secure.



NEW

Set Contents:

- 1 x Ratchet Screwdriver Handle
- 6 x Slotted bits: 3mm, 2 x 4mm, 2 x 5mm, 6mm
- 6 x PH bits: PH0, 2 x PH1, 2 x PH2, PH3
- 4 x PZ bits: PZ0, PZ1, PZ2, PZ3
- 8 x T bits: T10, T15, 2 x T20, 2 x T25, T27, T30
- 4 x H bits: H3, H4, H5, H6
- 4 x S bits: S0, S1, S2, S3



Part No.	Description	Pack Qty.
ERS33PS	33 Piece Ratchet Screwdriver Set	6



### Torque Wrenches and Torque Multipliers

Eclipse Torque Wrenches & Multipliers offer torque setting solutions from 1 - 1500Nm for automotive and industrial applications. They are manufactured in the UK to the highest standards and quality control procedures and exceed international standards for accuracy.



# Torque Wrenches

## Eclipse Torque Wrenches

Eclipse Torque Wrenches are manufactured in the UK and incorporate the very latest design, manufacturing and quality control technology to achieve the highest level of innovation and precision.



**Eclipse Torque Wrenches: Declaration of Conformance**  
A "Declaration of Conformity" for each Torque Wrench is individually packed with each product.

### Global Service

Spear & Jackson are pleased to advise the availability of tool re-calibration services to the original factory standard at five locations on five different continents. The accredited laboratories are situated in the UK, Australia, USA, Singapore and China, and use the same equipment and procedures as the factory (which has UKAS accreditation).

Please contact: [sales@eclipse-tools.com](mailto:sales@eclipse-tools.com), for full details of the repair and re-calibration services available.



0256



Cert No. Q6228

### THE OFFICIAL MARK OF QUALITY

Eclipse torque wrenches conform to the most stringent quality standards set by UKAS (the UK Government body who set the laboratory standards for calibration services). The factory manufactures according to BSENISO6789-1:2017 and BSENISO6789-2:2017 which sets the standard for the technical competence of the original Testing laboratory.

This should not be confused with laboratories claiming ISO9001: 2015, as this standard relates only to a laboratory's quality management systems.

We guarantee all our tools and products against defective workmanship and materials so you can be sure of first class quality every time.

# Torque Wrenches

## Eclipse Torque tools

**Torque is any force or system of forces that tends to cause rotation about an axis.**

### The Importance Of Torque Control

Although many methods exist to join two or more parts together, the ease of assembly and disassembly provided by threaded fasteners make them the ideal choice for many applications.


The object of a threaded fastener is to clamp parts together with a tension greater than the external forces tending to separate them. The bolt then remains under constant stress and is immune from fatigue.

However, if the initial tension is too low, varying loads act on the bolt and it will quickly fail. If the initial tension is too high, the tightening process may cause bolt failure. Reliability therefore depends upon correct initial tension. The most practical way of ensuring this is by specifying and controlling the tightening torque.

### Measurement of Torque

Imagine someone tightening a bolt using a socket attached to a metre long bar. If they apply 10 kg of force (kgf) perpendicular to the bar they will produce a torque of 10 kgf.m at the axis (the centre of the bolt).

However, under the S.I. system of measurement, force is expressed in Newtons (N) rather than kgf. The conversion between kgf and N is  $\times 9.807$  so the person is applying 98.07 N.m of torque.



**Torque = Force x Distance**

Example 1: Distance = 1m, Force = 100N, Torque = 100 N.m

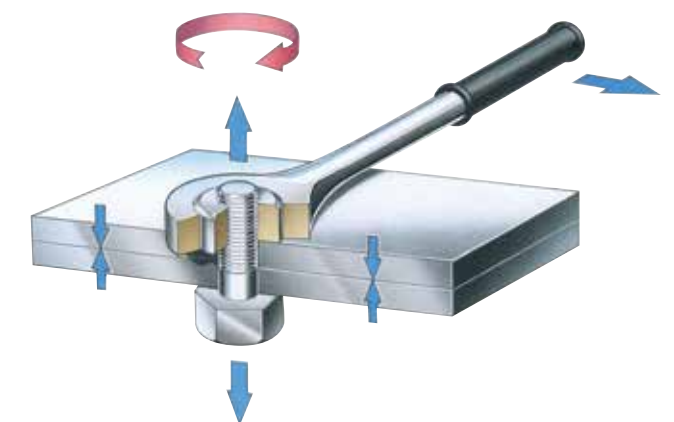
Example 2: Distance = 2m, Force = 100N, Torque = 200N.m

Example 3: Distance = 1ft, Force = 100lbf, Torque = 100lbf.ft (or 100ft.lb)

### Bolt Tension

When an assembly is clamped by tightening a nut and bolt, the induced tension causes the bolt to stretch. An equal force acts to compress the parts which are thus clamped.

The proof load of a bolt, normally established by test, is the load which just starts to induce permanent set - also known as the yield point. Typically bolts are tightened to between 75% and 90% of yield.



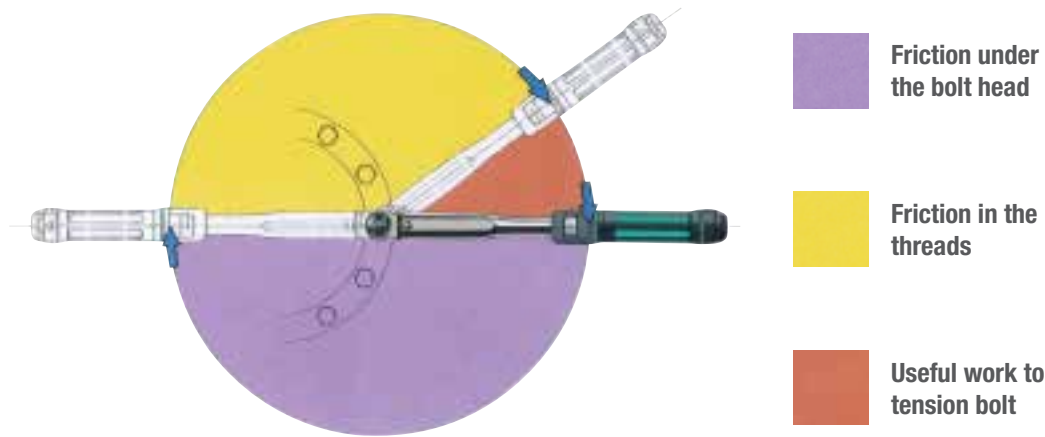




# Torque Wrenches

## Friction in the bolted joint

When a threaded fastener is tightened, the induced tension results in friction under the head of the bolt and in the threads. It is generally accepted that as much as 50% of the applied torque is expended in overcoming friction between the bolt head and the abutting surface and another 30% to 40% is lost to friction in the threads. As little as 10% of the applied torque results in useful work to tension the bolt.



Given that up to 90% of the applied torque will be lost to friction, it follows that any changes in the coefficient of friction resulting from differences in surface finish, surface condition and lubrication can have a dramatic effect on the torque versus tension relationship. Some general points can be made:

- Most torque tightened joints do not use washers because their use can result in relative motion between the nut and washer or the washer and joint surface during tightening. This has the effect of changing the friction radius and hence affects the torque-tension relationship. Where a larger bearing face is required then flange nuts or bolts can be used. If washers are to be used, hard washers with a good fit to the shank of the bolt give lower and more consistent friction and are generally to be preferred.
- Degreasing fasteners of the film of oil usually present on them as supplied will decrease the tension for a given torque and may result in shear of the fastener before the desired tension is achieved.

- Super lubricants formulated from graphite, molybdenum disulphide and waxes result in minimal friction. Unless allowance is made in the specified tightening torque, the induced tension may be excessive causing the bolt to yield and fail. However, used in a controlled manner, these lubricants serve a useful purpose in reducing the torque to produce the desired tension meaning that a lower capacity tightening tool can be used.
- For reasons of appearance or corrosion resistance, fasteners may be plated. These treatments affect the coefficient of friction and therefore torque versus tension relationship.
- Friction is often deliberately introduced into the fastener to reduce the possibility of loosening due to vibration. Devices such as lock-nuts must be taken into account when establishing the correct tightening torque.

As a rough guide, the calculated tightening torque should be multiplied by the factor from the table opposite according to surface treatment and lubrication.

Surface Condition Of Nut	Surface Condition Of Bolt			
	Untreated	Zinc	Cadnium	Phosphate
UNTREATED	1.00	1.00	0.80	0.90
ZINC	1.15	1.20	1.35	1.15
CADNIUM	0.85	0.90	1.20	1.00
PHOSPHATE & OIL	0.70	0.65	0.70	0.75
ZINC & WAX	0.60	0.55	0.65	0.55

# Torque Wrenches



## Recommended Maximum Torque Values

The information in the table below shows recommended torque values under normal conditions. For critical applications, further information and research will be necessary.

The following basic assumptions have been made:

- Bolts are new, standard finish, uncoated and not lubricated (other than the normal protective oil film)
- The load will be 90% of the bolt yield strength
- The coefficient of friction is 0.14
- The final tightening sequence is achieved smoothly and slowly

If lubrication is to be applied to the nut/bolt, multiply the recommended torque by the appropriate factor shown in the table on page 107.

	BOLT GRADE									 mm
	3.6	4.6	5.6	5.8	6.8	8.8	9.8	10.9	12.9	
	Torque in N.m									
M 1.6	0.05	0.07	0.09	0.11	0.14	0.18	0.21	0.26	0.31	3.3
M 2	0.11	0.14	0.18	0.24	0.28	0.38	0.42	0.53	0.63	4
M 2.5	0.22	0.29	0.36	0.48	0.58	0.78	0.87	1.09	1.31	5
M 3	0.38	0.51	0.63	0.84	1.01	1.35	1.52	1.9	2.27	5.5
M 4	0.71	0.95	1.19	1.59	1.91	2.54	2.86	3.57	4.29	7
M 5	1.71	2.28	2.85	3.8	4.56	6.09	6.85	8.56	10.3	8
M 6	2.94	3.92	4.91	6.54	7.85	10.5	11.8	14.7	17.7	10
M 8	7.11	9.48	11.9	15.8	19	25.3	28.4	35.5	42.7	13
M 10	14.3	19.1	23.8	31.8	38.1	50.8	57.2	71.5	85.8	17
M 12	24.4	32.6	40.7	54.3	65.1	86.9	97.7	122	147	19
M 14	39	52	65	86.6	104	139	156	195	234	22
M 16	59.9	79.9	99.8	133	160	213	240	299	359	24
M 18	82.5	110	138	183	220	293	330	413	495	27
M 20	117	156	195	260	312	416	468	585	702	30
M 22	158	211	264	352	422	563	634	792	950	32
M 24	202	270	337	449	539	719	809	1011	1213	36
M 27	298	398	497	663	795	1060	1193	1491	1789	41
M 30	405	540	675	900	1080	1440	1620	2025	2430	46
M 33	550	734	917	1223	1467	1956	2201	2751	3301	50
M 36	708	944	1180	1573	1888	2517	2832	3540	4248	55
M 39	919	1226	1532	2043	2452	3269	3678	4597	5517	60
M 42	1139	1518	1898	2530	3036	4049	4555	5693	6832	65
M 45	1425	1900	2375	3167	3800	5067	5701	7126	8551	70
M 48	1716	2288	2660	3813	4576	6101	6864	8580	10296	75
M 52	2210	2947	3684	4912	5895	7859	8842	11052	13263	80
M 56	2737	3650	4562	6083	7300	9733	10950	13687	16425	85
M 60	3404	4538	5673	7564	9076	12102	13614	17018	20422	90
M 64	4100	5466	6833	9110	10932	14576	16398	20498	24597	95
M 68	4963	6617	8271	11029	13234	17646	19851	24814	29777	100





# Torque Wrenches

## Friction in the bolted joint

Torque conversion factors and formulae for calculating the effect of Torque Wrench extensions.

Units to Convert	S.I Units		Imperial Units			Metric Units	
	cN.m	N.m	orzf.in	lbf.ft	lbf.ft	kfg.cm	kfg.m
1 cN.m=	1	0.01	1.416	0.088	0.007	0.102	0.001
1 N.m=	100	1	141.6	8.851	0.738	10.20	0.102
1 ozf.in=	0.706	0.007	1	0.0625	0.005	0.072	0.0007
1 lbf.in=	11.3	1.113	16	1	0.083	1.152	0.0115
1 lbf.ft=	135.6	1.356	192	12	1	13.83	0.138
1 kgf.cm=	9.807	0.098	13.89	0.868	0.072	1	0.01
1 lbf.in=	980.7	9.807	1389	86.8	7.233	100	1

### Force

lbf x 4.45 = N  
N x 0.225 = lbf

### Flow

l/s x 2.119 = cu.ft/min  
cu.ft/min x 0.472 = l/s

### Pressure

lbf/in<sup>2</sup> x 0.069 = bar  
bar x 14.504 = lbf/in<sup>2</sup>

### Power

hp x 0.746 = kW  
kW = N.m x rev/min  
9546

### Formulae

Accepted formulae relating torque and tension, based on many tests are:-

$$M = \frac{P \times D}{60}$$

M = torque lbf.ft  
P = bolt tension lbf  
D = bolt dia.ins

$$M = \frac{P \times D}{5000}$$

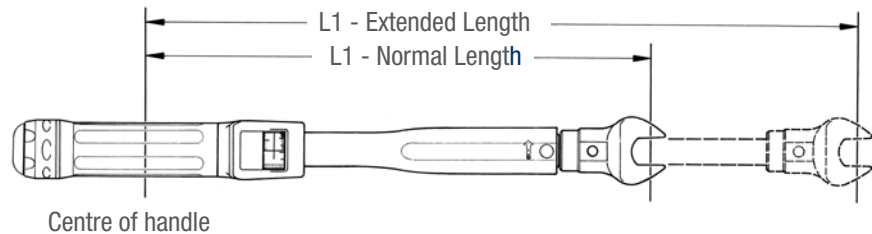
M = torque N.m  
P = bolt tension Newtons  
D = bolt dia.mm

These formulae may be used for bolts outside the range of the tables.

### Formulae For Calculating The Effect Of Torque Wrench Extensions

$$M1 = M2 \times L1/L2$$

Where L1 is the normal length and L2 is the extended length, M1 is the set torque and M2 the actual torque applied to the nut.



### Example

The required torque on the fastener is 130 N.m (M2) but what do you set on the torque wrench scale?

**L1 = 500 L2 = 650**  
(units of length not important, this is a ratio)

M1 = 130 x 500/650  
M1 = 100

# Torque Wrenches

## Selection Guide

Easy to use Torque Wrench selection guide for general workshop, garage, tyre shop and larger automotive users.

Range		Eclipse Professional			Eclipse Automotive			Eclipse Industrial			Eclipse Professional Industrial		
Head Type		Push Through Ratchet			Bi-directional Ratchet			Ratchet			Ratchet		
Accuracy		+/-3%			+/-3%			+/-4%			+/-3%		
Other Selection Criteria		Can be used in a clockwise and anti-clockwise direction (push) through ratchet Fine adjustment for accurate measurements			Ideal for when space is limited. Fine adjustment for accurate measurements.			For ultimate torque control in heavy duty applications			For precision applications requiring a higher torque		
Typical Applications		General workshop, garage and tyre shop torque applications			Torque applications in confined spaces of modern motor vehicles			Truck and bus tyre shops, as well as rail maintenance			Truck and bus tyre shops, as well as rail maintenance		
Drive		3/8"			1/2"			3/4"			1"		
Torque in N.m	1												
	10												
	20	EPTW38-50/17											
	30												
	40												
	50												
	60												
	80												
	100												
	150												
	200												
	250												
	300												
	340												
	400												
	500												
	550												
	700												
	800												
	1000												
	1500												





# Torque Wrenches

## Professional Torque Wrenches

A new and improved comprehensive range of Torque Wrenches for the professional user with finer adjustment than the standard range. Ideal for general workshop, garage and tyre shop applications.

### Eclipse Professional Torque Wrenches

#### Adjustment Lock

The lock is a push / pull type so it is faster to operate and for extra safety a coloured red band clearly indicates when the wrench is unlocked. The handle adjusts faster so less effort is required to set the Torque reading.



#### Ratchet

**Strength and Durability:** Push through ratchet (EPTW series) with 60-72 engagements per revolution. Reversible ratchet (EATW series) with 48-72 engagements per revolution (depending on model).

**Versatility:** Push through square drive allows the wrench to be used for torque control in both clockwise and an anti-clockwise direction. Reversible ratchet allows torque control in tight spaces such as car maintenance.

**Accuracy:** Offset ratchet pawls give a narrow engagement angle.

Push through Ratchet

#### Handle

**Comfort & Safety:** two component ergonomic handle for maximum comfort and slip resistance. **Durability:** Handle material and lens resist chemicals in common usage in the automotive, aviation and industrial environments.

#### Torque Scale

The wrench has a dual scale for Torque settings in N.m and lbf.ft. The window is much larger than the previous model for higher visibility and more accurate setting.

#### Torque Mechanism

**Accuracy:** less parts to maintain when compared to 'pivot block' mechanisms. **Accuracy:** +/-3% exceeds all international standards for torque wrenches. Each wrench is supplied with a declaration of conformity. **Ease of use:** Simple calibration adjustments without disassembly.

Part No.	Sq Drive	Range (N.m)	Range (lbf.ft)	Ratchet Diameter	Engagements Per Revolution	Length (mm)	Weight (kg)
EPTW38-50/17*1	3/8"	10-50	7.5-37.5	35	72	335	0.7
EPTW12-100/17*2	1/2"	20-100	15-75	45	72	387	0.94
EPTW12-200/17	1/2"	40-200	30-150	45	72	470	1.07
EPTW12-300/17	1/2"	60-300	50-220	51	60	593	1.42
EPTW12-340/17	1/2"	60-340	50-250	51	60	685	1.48
EPTW34-400/17	1/2"	80-400	60-300	51	60	686	1.93

\*1 comes with 1/2" adaptor      \*2 Comes with 3/8" adaptor

# Torque Wrenches

## Automotive and Torque Screwdrivers

Eclipse Automotive Torque Wrenches to control torque in confined spaces of modern motor vehicles.

### Eclipse Automotive Torque Wrenches

- Versatility:** The reversible ratchet is designed with compact dimensions and a arrow engagement angle resulting from the 72 tooth pattern. This makes the wrench ideal for use in confined spaces of modern motor vehicles and other applications where space is limited.
- Safety:** A robust lock prevents accidental adjustment of the wrench during use.
- Accuracy:** of +/- 3% exceeds all international standards for torque wrenches. Each wrench is supplied with a declaration of conformity.
- Comfort & Safety:** two component ergonomic handle for comfort and slip resistance.
- Durability:** Handle material and lens resist chemicals in common usage in the automotive, aviation and industrial environments.

Reversible Ratchet

Part No.	Sq. Drive	Range (N.m)	Range (lbf.ft)	Ratchet Diameter	Engagements Per Revolution	Length (mm)	Weight (kg)
EATW38-50/17	3/8"	10-50	7.5-37.5	30	72	327	0.69
EATW12-50/17	1/2"	10-50	7.5-37.5	30	72	327	0.69
EATW38-100/17	3/8"	20-100	15-75	30	72	367	0.76
EATW12-100/17	1/2"	20-100	15-75	30	72	367	0.76
EATW12-200/17	1/2"	40-200	30-150	43	48	466	1.04

### Eclipse Torque Screwdrivers

- Accuracy:** Tool 'slips' when torque is achieved, removing the possibility of over-tightening
- Ease of Use:** Straightforward torque adjustment without the need for additional specialist tools. Supplied with a 1/4" hexagon bit holder that is designed using a 4mm hexagon stem
- Safety:** Includes a lock to prevent accidental adjustment of the set torque
- Versatility:** Bit holder is shaped for use in confined spaces
- Durability:** The handle is constructed from two materials; the strong base material is overlaid with a soft feel grip for comfort and slip resistance
- Reliability:** Exceeds the requirements of ISO6789.



Part No.	Hex holder size	Range (N.m)	Length (mm)	Weight (kg)
ETS14-15	1/4"	0.3 - 1.5	80-400	61
ETS14-30	1/4"	0.6 - 3.0	220-750	75
ETS14-60	1/4"	1.2 - 6.0	370-1100	75



# Eclipse New Generation Industrial Torque Wrenches

Push-through ratchet allows two direction torquing



Robust construction gives accurate results to  $\pm 4\%$  even in arduous working conditions. Tool is supplied with a Declaration of Conformance which meets the requirements of ISO 6789-1:2017

Unique profiled cam and reaction plate - gives much clearer torque signal and the large break angle greatly reduces the possibility of over-torquing

Designed for cost-effective servicing

New handle - more comfortable and guides operator's hand to correct position

Easy to read scale is shielded from dust, dirt and spray

Easy to set accurately (Setting tool included except 5AR-N (EITW 1500))



5AR-N adjusting nut (left) alongside the double-barrelled 6R-N adjusting nuts



# Torque Wrenches

## New Generation Industrial Torque Wrenches

The heavy road fleet industry and other heavy duty operators love the 'Industrial' wrench for its robustness and clear torque signal. This new generation retains these qualities but improves upon the original's scale for more accurate setting and can be split into two parts for easy storage and economic shipping.

### Eclipse New Generation Industrial Torque Wrenches

- **Accuracy:**  $\pm 4\%$ , even in arduous working conditions. Each wrench is supplied with a traceable calibration certificate. Large break angle improves accuracy by reducing the possibility of over torquing
- **Safety:** Cam control of the mechanism gives a controlled break which will not throw the operator off balance
- **Versatility:** Dual scaled - N.m & lbf.ft



Can be split and packed in two parts for a smaller, easier to transport tool (as shown below)



Packed Dimensions:  
970 x 260 x 95mm (L x W x H)

Part No.	Square Drive Reversible	Range (N.m)	Range (lbf.ft)	Ratchet Diameter	Engagements per revolution	Length (mm)	Weight (kg)
EITW-500NEW	19mm (3/4")	120 - 600 N.m	100 - 450 lbf.ft	68	36	954	6.000
EITW-800NEW	19mm (3/4")	200 - 800 N.m	150 - 600 lbf.ft	68	36	1214	6.700
EITW-1000NEW	19mm (3/4")	300 - 1000 N.m	200 - 750 lbf.ft	68	36	1449	7.400
EITW-1500NEW	19mm (3/4")	700 - 1500 N.m	500 - 1000 lbf.ft	68	36	1764	9.600



The latest addition to our range of Eclipse Spiralux Compact Riveters and Threaded Insert tools, this riveter is ideal for working in restricted spaces. It is smaller and lighter in weight than traditional riveters so easier on the arms when popping lots of rivets.

**2730C - Compact Series Snub Nose Gun**

- Strong 3 piece alloy steel jaw mechanism with internal hexagonal grip for a longer life and easy operating
- Ergonomically designed handle for comfortable use
- Capable of popping up to 4mm rivets in steel, aluminium and stainless steel
- Capable of popping 4.8mm rivets in aluminium
- Interchangeable noses are colour-coded by size for easy identification and may be conveniently changed by hand with no need for extra tools.



Part No.	Description	Pack Qty.
2730C	Compact Series Snub Nose Riveter	5

### Eclipse Spiralux Riveters and Threaded Insert Setting Tools

Eclipse Spiralux is recognised as a brand leader for hand riveters, with a well established range sold in markets across the globe. The Eclipse range offers a selection of models designed for light industrial and engineering use.

The Compact Series has been developed to complement the more traditional range. They are smaller and lighter than traditional hand riveters but are equally strong and durable. They are quick and easy to use and require considerably less physical effort to pop rivets.



Compact Series Riveters

MORE POWER  
LESS EFFORT



Riveters

Compact Series Riveters

2750C - Compact Lazy Tong Riveter

25% lighter, smaller and easier to handle than traditional sized lattice riveters. Weighs 1.50Kg compared to a 1.90Kg traditional lattice riveter. Delivers more power with less effort. Much easier on the arms and shoulders when popping lots of rivets.



- Strong 3-piece alloy steel jaw mechanism with hexagonal internal structure for a longer life and easy operating
- Aluminium alloy ergonomic design body and ABS handle for comfortable handling
- Lattice section is held together with nuts and bolts for extra strength and durability
- Manually adjustable round knurling sleeve to easily adjust the working length of each stroke, ideal for use in restricted spaces
- Pops up to 6.4mm Aluminium, Steel and Stainless Steel rivets
- Contains rivet noses for use with 2.4mm, 3.2mm, 4.0mm, 4.8mm and 6.4mm aluminium and steel rivets
- Noses are colour coded by size for easy identification and may be conveniently changed by hand with no need for extra tools
- To operate, pre-drill holes into the items being joined together, the optimum drill size is 0.1mm bigger than the size of the rivet
- Spare replacement jaws and noses are available.

Part no.	Description	Qty
2750C	Compact Lazy Tong Riveter	5
Part no.	Spare Parts	Qty
CS-SJ3	Jaw Set (x3)	1
CS-SNB24	Nose Bush 2.4mm (3/32")	1
CS-SNB32	Nose Bush 3.2mm (1/8")	1
CS-SNB40	Nose Bush 4.0mm (5/32")	1
CS-SNB48	Nose Bush 4.8mm (3/16")	1
CS-SNB64	Nose Bush 6.4mm (1/4")	1

2760C - Compact Lever Arm Riveter

Up to 40% Lighter and more compact in size than traditional long arm riveters. Requires less effort and is easier to use. Much easier on the arms and shoulders when popping lots of rivets.



- Strong 3-piece alloy steel jaw mechanism with hexagonal internal structure for a longer life and easy operating
- Reinforced 2mm thick Carbon Steel heat-treated handle for extra strength and durability
- Ergonomically designed handles for comfortable use
- Features a convenient rivet stem collector for protection and safety
- Contains rivet noses for use with 2.4mm, 3.2mm, 4.0mm, 4.8mm and 6.4mm aluminium and steel rivets
- Noses are colour coded by size for easy identification and may be conveniently changed by hand with no need for extra tools
- To operate, pre-drill holes into the items being joined together, the optimum drill size is 0.1mm bigger than the size of the rivet
- Spare replacement jaws and noses are available.

Part no.	Description	Qty
2760C	Compact Lever Arm Riveter	5
Part no.	Spare Parts	Qty
CS-SJ3	Jaw Set (x3)	1
CS-SNB24	Nose Bush 2.4mm (3/32")	1
CS-SNB32	Nose Bush 3.2mm (1/8")	1
CS-SNB40	Nose Bush 4.0mm (5/32")	1
CS-SNB48	Nose Bush 4.8mm (3/16")	1
CS-SNB64	Nose Bush 6.4mm (1/4")	1



### 2760C-M - Compact Mini Lever Arm Riveter

Up to 40% Lighter and more compact in size than traditional long arm riveters. Requires less effort and is easier to use. Much easier on the arms and shoulders when popping lots of rivets



- Strong 3-piece alloy steel jaw mechanism with hexagonal internal structure for a longer life and easy operating
- Reinforced 2mm thick Carbon Steel heat-treated handle for extra strength and durability
- Ergonomically designed handles for comfortable use
- Contains rivet noses for use with 2.4mm, 3.2mm, 4.0mm, 4.8mm and 6.4mm aluminium and steel rivets
- Noses are colour coded by size for easy identification and may be conveniently changed by hand with no need for extra tools
- To operate, pre-drill holes into the items being joined together, the optimum drill size is 0.1mm bigger than the size of the rivet
- Spare replacement jaws and noses are available.

Part no.	Description	Qty
2760C-M*	Compact Mini Lever Arm Riveter	5
Part no.	Spare Parts	Qty
CS-SJ3	Jaw Set (x3)	1
CS-SNB24	Nose Bush 2.4mm (3/32")	1
CS-SNB32	Nose Bush 3.2mm (1/8")	1
CS-SNB40	Nose Bush 4.0mm (5/32")	1
CS-SNB48	Nose Bush 4.8mm (3/16")	1
CS-SNB64	Nose Bush 6.4mm (1/4")	1

### Performance on Test 2760C versus traditional Long Arm Riveters

Popping 200 x 5mm Aluminium Rivets			
2760C		Traditional Long Arm Riveter	
Kgf Force	Pulls	Kgf Force	Pulls
9.7	2	9.8	1
Popping 10 x 6mm Aluminium Rivets			
2760C		Traditional Long Arm Riveter	
Kgf Force	Pulls	Kgf Force	Pulls
17.3	2	19.1	2
Popping 10 x 5mm Steel Rivets			
2760C		Traditional Long Arm Riveter	
Kgf Force	Pulls	Kgf Force	Pulls
16.8	2-3	17.3	3

### Performance on Test 2750C versus traditional Lattice Style Riveters

Popping 200 x 5mm Aluminium Rivets			
2750C		Traditional Lattice Style Riveter	
Kgf Force	Pulls	Kgf Force	Pulls
8.2	2	11.5	1-2
Popping 10 x 6mm Aluminium Rivets			
2750C		Traditional Lattice Style Riveter	
Kgf Force	Pulls	Kgf Force	Pulls
14	2-3	20	2
Popping 10 x 5mm Steel Rivets			
2750C		Traditional Lattice Style Riveter	
Kgf Force	Pulls	Kgf Force	Pulls
13.1	3	20	2

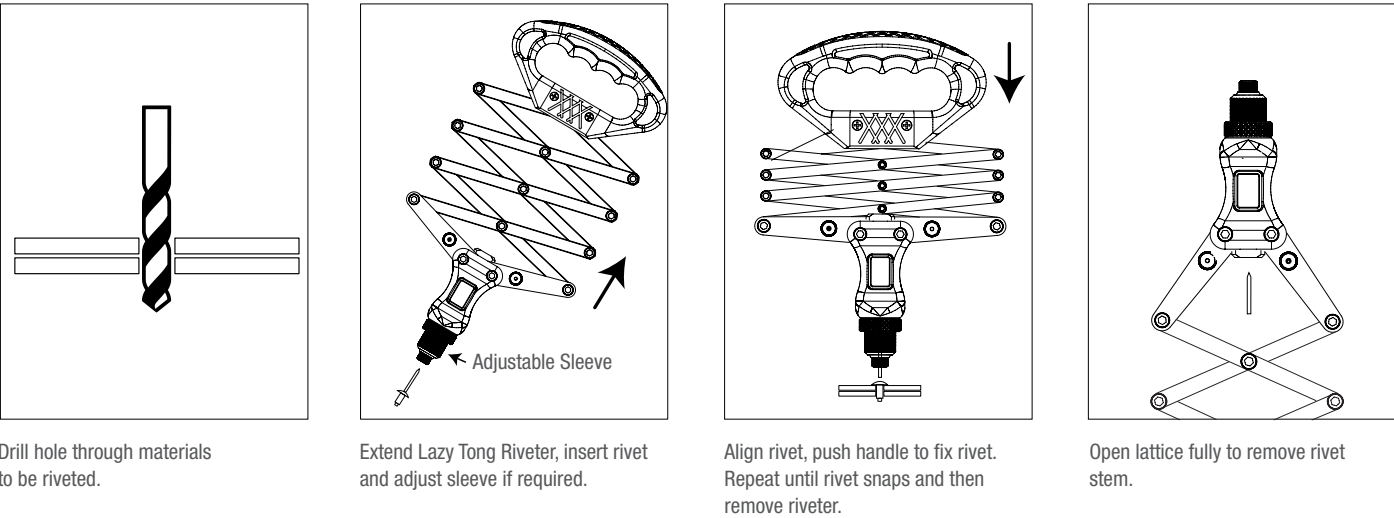
### Performance on Test 2760C-M versus traditional Gun Riveters

Popping 10 x 5mm Aluminium Rivets			
2760C-M		Traditional Gun Riveter	
Kgf Force	Pulls	Kgf Force	Pulls
12.6	2	31.5	4

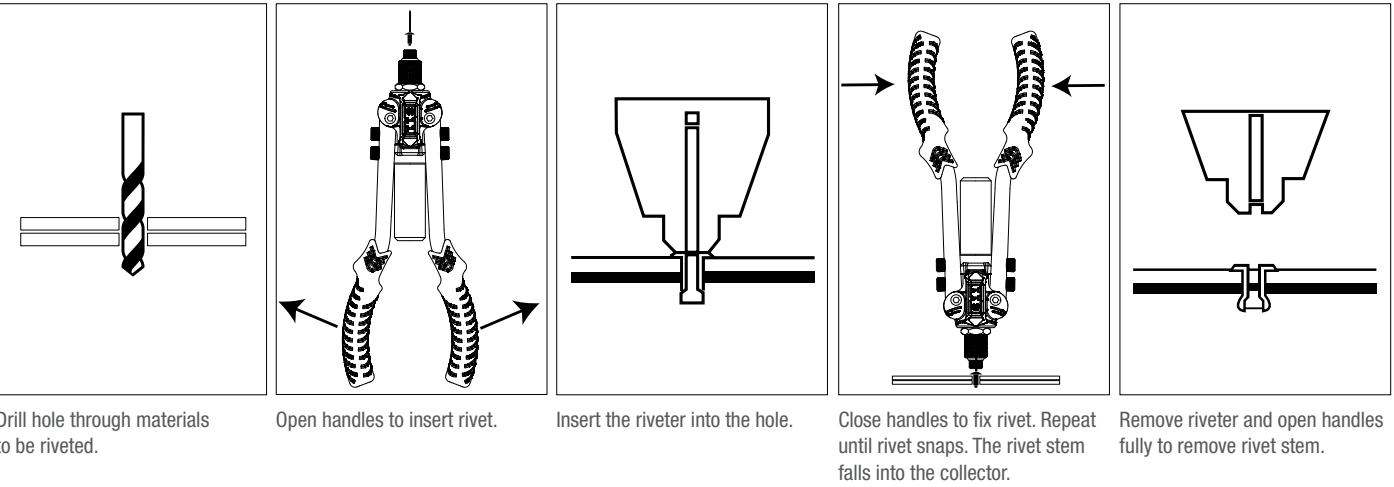
### Colour Coded Rivet Sizes

Colour Code	Rivet Sizes	Drill Sizes
Red	2.4mm (3/32")	2.5mm
Green	3.2mm (1/8")	3.3mm
Blue	4.0mm (5/32")	4.1mm
Yellow	4.8mm (3/16")	4.9mm
Grey	6.4mm (1/4")	6.5mm

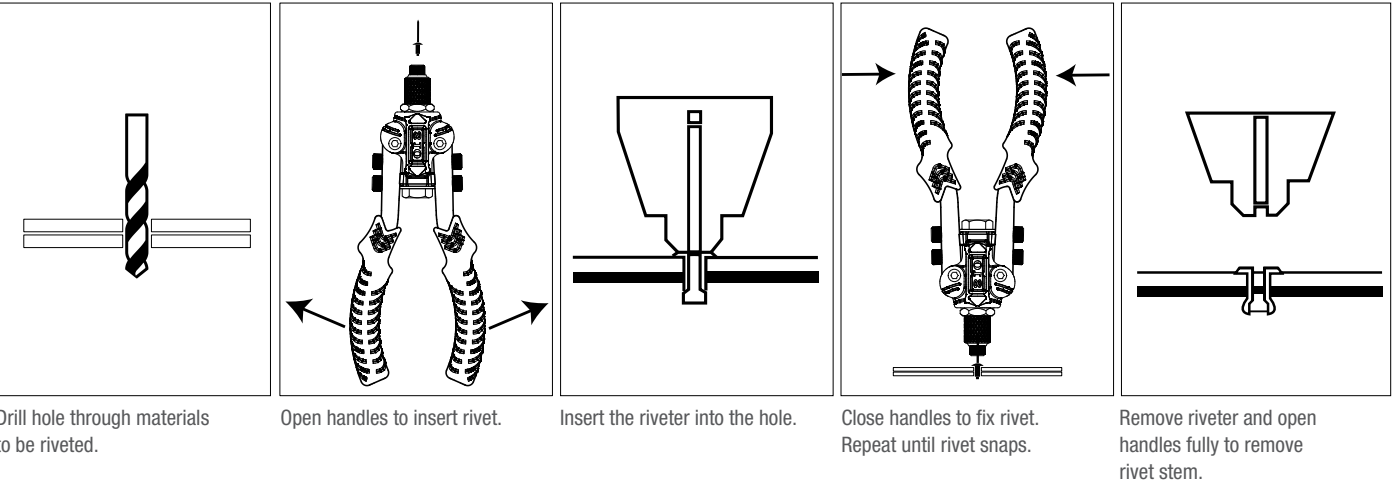
### 2750C - User instructions



### 2760C - User instructions



### 2760C-M - User instructions






A wide range of manually operated Riveters suitable for maintenance and assembly operations. Heavy duty Lazy Tong and Long Arm Riveters can be used with 3 - 6mm Rivets and ¼” Monobolts.

2760 Long Arm Riveter

- Long arms reduce the effort required to set rivets
- Probably the most powerful industrial hand riveter available today
- Ideal for boat building and coachwork, agricultural machine maintenance, etc.
- Supplied with 4 interchangeable noses.



Part No.	For use with rivet sizes:	Pack Qty.
2760	4.0mm (5/32"), 4.8mm (3/16"), 6.4mm (1/4")	1

2750 Lazy Tong Riveter


- Powerful and versatile tool has the advantage of being operated with one hand
- Handle will pivot for ease of use when working at an angle
- Useful on vehicle maintenance, agricultural projects and construction.



Part No.	For use with rivet sizes:	Pack Qty.
2750	3.2mm (1/8"), 4.0mm (5/32"), 4.8mm (3/16")	1

2750HD Heavy Duty Lazy Tong Riveter

- Fixed head riveter ideal for use with stainless steel rivets up to 6.4mm
- Powerful and versatile tool may be operated with one hand, providing no loss in efficiency
- Useful on vehicle maintenance, agricultural projects and construction.



Part No.	For use with rivet sizes:	Pack Qty.
2750HD	3.2mm (1/8"), 4.0mm (5/32"), 4.8mm (3/16"), 6.4mm (1/4") and 6.4mm (1/4") Monobolts	1

Heavy duty and easy grip versions for engineering and light industrial use.

2730 Heavy Duty Riveter

- Professional heavy duty riveter, best suited to engineering and maintenance projects
- Supplied with 3 interchangeable noses.



Part No.	For use with rivet sizes:	Pack Qty.
2730	3.2mm (1/8"), 4.0mm (5/32"), 4.8mm (3/16")	1

2720 Heavy Duty Long Nose Riveter

- A versatile variation of the 2730, with an extra long nose to facilitate access in recessed situations such as corrugated sheet
- Supplied with 4 interchangeable noses.



Part No.	For use with rivet sizes:	Pack Qty.
2720	3.2mm (1/8"), 4.0mm (5/32"), 4.8mm (3/16")	1

2770 Easy Grip Riveter

- Easy one-handed operation. Well suited to light engineering use, especially for the home and workshop, providing a professional finish.



Part No.	For use with rivet sizes:	Pack Qty.
2770	3.2mm (1/8"), 4.0mm (5/32"), 4.8mm (3/16")	1





# Riveters

## Traditional Riveters and Kits

Heavy duty and easy grip versions for engineering and light industrial use.

### 2780 Multi Head Riveter

- Universal riveter with rotating nose for easy rivet selection
- Versatile quick change system saves time in the workshop
- Dual position vertical or horizontal head for flexible working in tight spaces
- PVC dipped handles for a comfortable grip.



Part No.	For use with rivet sizes:	Pack Qty.
2780*	2.4mm (3/32"), 3.2mm (1/8"), 4.0mm (5/32"), 4.8mm (3/16")	5

### 2800 General Purpose Riveter

- General purpose riveter, equipped with 4 interchangeable noses
- Features automatic ejection of mandrel
- slip guarded comfort handles
- Internally stored spanner for changing nose bushes.



Part No.	For use with rivet sizes:	Pack Qty.
2800	2.4mm (3/32") 3.2mm (1/8"), 4.0mm (5/32"), 4.8mm (3/16")	1

### 2735 Heavy Duty Kit

- Engineering riveter kit, comprising robust hinged plastic box and 200 assorted 3, 4 and 5mm aluminium rivets and 2730 heavy duty riveter.



# Riveters

## Spare Parts

### Rivets



Part No.	Rivet Diameter	Type	Max Grip	Overall Length to Collar
A24S	4.0mm (5/32")	Short	2mm	6mm
A25S	4.8mm (3/16")	Short	3mm	7mm
A24M	4.0mm (5/32")	Medium	5mm	8mm
A25M	4.8mm (3/16")	Medium	7mm	10mm
A24L	4.0mm (5/32")	Long	9mm	14mm
A25L	4.8mm (3/16")	Long	11mm	16mm

### Riveter Spare Nose Bush kits

Spare nose kits for use with 2720, 2730, 2750 and 2770 Riveter

Part No.	Description	For use with rivet sizes:
02738A	Kit 1-5x72HD12A	3.2mm (1/8")
02738B	Kit 2-5x72HD13A	4.0mm (5/32")
02738C	Kit 3-5x72HD14	4.8mm (3/16")

For use with 2750HD and 2760

Part No.	Description	For use with rivet sizes:
02738A-HD	Spare Nose Kit - 5 x 3mm	3.2mm (1/8")
02738B-HD	Spare Nose Kit - 5 x 4mm	4.0mm (5/32")
02738C-HD	Spare Nose Kit - 5 x 5mm	4.8mm (3/16")
02738D-HD	Spare Nose Kit - 5 x 6mm	6.4mm (1/4")

For use with 2750HD and 2760

Part No.	Description	For use with rivet sizes:
02768A	Kit 4-1 each 72LA12 72LA13A (for aluminium) 72LA13S (for steel) 72LA14	4.0mm (5/32") 4.8mm (3/16") 4.8mm (3/16") 6.4mm (1/4")

### Spare Jaw kits

Part No.	Description
2738	Pack of 5 jaws to suit models: 2720, 2730, 2750, 2770
2768	Pack of 5 jaws to suit models: 2760 and 2750HD

### Riveter Repair kits

Part No.	Description
2739	Repair kit for 2730/2770, 2720
2759	Repair kit for 2750
2769	Repair kit for 2760, 2750HD





### 2745C - Compact Threaded Insert Tool Kit (M3-M10)

The Compact Series has been developed to complement the more traditional range. Easily sets up to M10 Nutserts with more power and less effort than traditional Insert Tools

Allows thin sheet nutserts to be placed quickly and easily by hand. They are invaluable to Plant and Maintenance Engineers, and also for DIY, for simple assembly of threaded inserts or anchor nuts.

- Easily sets up to M10 Nutserts with more power and less effort than traditional Insert Tools
- Creates a strong, permanent and reliable threaded fixing for use with bolts, studs and screws etc.
- Ideal for inserting threaded nuts into steel, aluminium, plastic and wood
- Suitable for steel, stainless steel and aluminium nutserts
- Steel body, Chrome Molybdenum alloy steel mandrels and reinforced 2mm heat treated Carbon steel handles for strength and durability
- Features a knurled carbon steel knob to easily unload nutserts
- Small and compact. Ideal for restricted areas
- Ergonomic handles for extra comfort
- Requires access to only one side of the workpiece
- Colour coded mandrels for easy selection.



- Kit Contains:**
- Threaded Insert Tool x 1
  - Interchangeable Mandrels x 6: M3, M4, M5, M6, M8 and M10
  - Multi-functional spanner x 1

Mandrel Sizes	Drill Sizes
M3	4.8mm
M4	6.5mm
M5	7.2mm
M6	9.6mm
M8	10.6mm
M10	13.1mm

Check with nutsert supplier for appropriate hole size.

### 2746C-HD - Compact Heavy Duty Threaded Insert Tool Kit (M3-M12)

The Compact Series has been developed to complement the more traditional range. Easily sets up to M12 Nutserts with more power and less effort than traditional Insert Tools

Allows thin sheet nutserts to be placed quickly and easily by hand. They are invaluable to Plant and maintenance Engineers, and also for DIY for simple assembly of threaded inserts or anchor nuts.

- Easily sets up to M12 Nutserts with more power and less effort than traditional Insert Tools
- Creates a strong, permanent and reliable threaded fixing for use with bolts, studs and screws etc.
- Ideal for inserting threaded nuts into steel, aluminium, plastic and wood
- Suitable for steel, stainless steel and aluminium nutserts
- Special rod structure between the handles makes it much easier to load and unload nutserts, saving time and effort in the workshop
- Steel body, Chrome Molybdenum alloy steel mandrels and reinforced 2mm heat treated Carbon steel handles for strength and durability
- Ergonomic handles for extra comfort
- Requires access to only one side of the workpiece so ideal for restricted spaces
- Colour coded mandrels for easy selection.



- Kit Contains:**
- Threaded Insert Tool x 1
  - Interchangeable Mandrels x 7: M3, M4, M5, M6, M8, M10 and M12
  - Multi-functional spanner x 1
  - Nutserts: M3, M4, M5, M6, M8, M10 and M12 (x5 of each)

Mandrel Sizes	Drill Sizes
M3	4.8mm
M4	6.5mm
M5	7.2mm
M6	9.6mm
M8	10.6mm
M10	13.1mm
M12	16.1mm

Check with nutsert supplier for appropriate hole size.

#### 2745C - User instructions

1

Pre-drill appropriate size hole in the material to be inserted

2

Open the handles and fit nutsert onto mandrel

3

Insert tool into pre-drilled hole

4

Close the handles to set nut in position

5

Open the handles and turn the knob clockwise to unload the insert tool from the inserted nut

#### 2746C-HD - User instructions

1

Pre-drill appropriate size hole in the material to be inserted

2

Open the handles and fit nutsert onto mandrel

3

Insert tool into pre-drilled hole

4

Close the handles to set the nut in position

5

Open the handles to unload the insert tool from the inserted nut



Threaded Insert Tools and spare parts for maintenance operations.

2743 - Threaded Insert Setting Tool

Thin sheet setting tool designed to enable threaded nut inserts to be set easily by hand. Invaluable to maintenance engineers for on-the-spot repairs. Supplied in storage wallet complete with M4, M5, M6 and M8 nose bushes and mandrels.

- Insertion of permanent load bearing threads in materials from 0.20" to 0.128"
  - Simple set up and easy uniform stroke allows a nutsert to be set in thin sheet materials without causing surface damage
  - A comprehensive range of conversion kits and inserts are available
  - One side application
  - Flush mounting.
- Permanent thread
  - Moisture resistant
  - Cost effective
  - Strong
  - Rapid
  - Vibration resistant
  - Portable



Insert Tool Spares		
Threaded Insert Nose Bush/Mandrel Conversion Kit		
Part No.	Thread Size	Pack Qty.
72CK231	M3 (3mm)	10
72CK232L	M4 (4mm)	10
72CK233L	M5 (5mm)	10
72CK234	M6 (6mm)	10
72CK235	M8 (8mm)	10

Inserts					
Part No.	Thread Size	Qty.	Part No.	Thread Size	Qty.
724504	M4 (4mm)	100	724505	M5 (5mm)	100
724506	M6 (6mm)	100	724508	M8 (8mm)	100

Spare Mandrels		
Part No.	Thread Size	Pack Qty.
73CK231	M3 (3mm)	10
73CK232	M4 (4mm)	10
73CK233	M5 (5mm)	10
73CK234	M6 (6mm)	10
73CK235	M8 (8mm)	10
73CK236	M10 (10mm)	10
73CK237	M12 (12mm)	10



2745 - Threaded Insert Tool Kit

Boxed kit containing a 2743 Threaded Insert Setting Tool and M4, M5, M6 and M8 threaded nutserts.



TSN® Grip Range			
Part No.	Thread Size	Hole Size Ø	Plate Thickness Range
724503	M3 (3mm)	4.8 - 4.9mm	0.5 - 1.5mm
724504	M4 (4mm)	6.4 - 6.5mm	0.5 - 2.0mm
724505	M5 (5mm)	7.1 - 7.2mm	0.5 - 2.5mm
724506	M6 (6mm)	9.6 - 9.7mm	0.7 - 3.0mm
724508	M8 (8mm)	10.6 - 10.7mm	0.8 - 3.0mm
724510	M10 (10mm)	12.8 - 12.9mm	1 - 4mm
724512	M12 (12mm)	16.1 - 16.2mm	1 - 3.5mm

Material Zinc Plated Mild Steel  
All TSN® are BS, ISO metric screw threads in the coarse pitch series.  
TSN® (thin sheet nutsert) is the registered trademark of AVDEL LTD.



## The Eclipse Engineers' Tools range

All manufactured to the highest standards from high quality carbon steel, Eclipse Engineering tools include punches, scrapers, scribers, boring bars and tool bits for the professional user.

New items to the range include a Combination Square, Sliding Bevel and Try Squares for measuring out precision angles.

# Engineers' Tools

## Combination Squares and Try Squares

### ECS305 - Combination Square - 305mm (12")

The new Eclipse Combination Square is a multi-purpose measuring and marking tool for use in metalworking, woodworking and stonemasonry. Not only can it measure length and depth, but it may also be used to check 90° and 45° angles and will serve as a rule and a level.

- Cast aluminium alloy head
- Stainless steel rule
- Metric and imperial graduations
- Front 1.00mm and  $\frac{1}{8}$ "  $\frac{1}{16}$ "  $\frac{1}{32}$ "
- Back 1.00mm and  $\frac{1}{8}$ "  $\frac{1}{16}$ "
- Includes a level and a detachable scribe
- Knurled brass nut.



Part No.	Description	Pack Qty.
ECS305	Combination Square - 305mm (12")	5


### Try Squares

Engineers precision Try Squares are available in two sizes - 250mm (10") and 300mm (12"). These handheld marking and checking tools are used to assess angles and mark straight lines. The Engineers Try Square is an all-metal construction that is accurate both inside and outside with measuring graduations to both sides.

- Stainless steel blade
- Aluminium base
- Sliding edge holder
- Stabilising pin
- Metric graduations to one side
- Imperial graduations to the other side.




ETRY250



ETRY300

Part No.	Description	Pack Qty.
ETRY250	Eclipse 250mm (10") Try Square	5
ETRY300	Eclipse 300mm (12") Try Square	5





Engineers' Tools

Sliding Bevel and Engineers' File Sets

All Metal Sliding Bevel - 250mm (10")

The Eclipse all metal Sliding Bevel is an accurate, easy to use tool for setting and transcribing and replicating angles indirectly onto steel and various other metals.

- Carbon steel blade
- Aluminium base
- End screw for secure locking of the bevel in the required position.



Part No.	Description	Pack Qty.
ESB250	Eclipse 250mm (10") Sliding Bevel	5

Engineers' 3 Piece File Sets

Essential workshop tools for smoothing, deburring and shaping a range of materials including metals and wood, whilst removing any unwanted material after cutting or sharpening.

The Coarse First/Bastard cut files are typically used first for quick removal of material followed by use of a Medium/Second cut file for a finer finish.

- Hardened and tempered blades for strength and durability
- Ergonomic handles for a firm and comfortable grip
- Retail friendly hangers.



Part No.	Description	Pack Qty.
EC-3FILEB	Engineers' 3 piece File Set, First/Bastard Cut containing 8" (200mm) Flat, Half Round & Round	5
EC-3FILE2	Engineers' 3 piece File Set, Second Cut containing 8" (200mm) Flat, Half Round & Round	6





# Engineers' Tools

## Punches

All Eclipse Punches are made from a high quality carbon steel. The point is hardened and tempered to withstand continuous use. All punches have well cut knurling to provide positive finger grip.

### Centre Punches

- Used to indent, mark, scribe lines and to make indentations in work pieces prior to drilling
- Punch point accurately ground to an angle of 90°



Part No.	Point Diameter	Length	Pack Size
351A	3.2mm (1/8")	100mm (4")	10
351B	4mm (5/32")	100mm (4")	10
351C	4.8mm (3/16")	100mm (4")	10
351D	6.35mm (1/4")	100mm (4")	10
351W	Wallet containing 1 of each	-	1 Set

### Auto Centre Punches

- Delivers a punch when hand pressure applied to knurled head
- One handed operation
- Hammer should not be used
- Depth of impression adjusted by turning knurled head.



Part No.	Length	Operating Pressure	Pack Size
65-171R	120mm	13.5-2.25kg (30-5lbs)	10
E172	149mm	22.5-6.3kg (50-14lbs)	1

### Parallel Punches

- Used to punch out pins and dowels.



Part No.	Point Diameter	Length	Pack Size
161AA	1.7mm (1/16")	100mm (4")	10
161A	2.3mm (3/32")	100mm (4")	10
161B	3.1mm (1/8")	100mm (4")	10
161CC	3.9mm (5/32")	100mm (4")	10
161C	4.7mm (3/16")	100mm (4")	10
161D	6.1mm (1/4")	100mm (4")	10
161E	7.6mm (5/16")	150mm (6")	5
161FF	9.5mm (3/8")	150mm (6")	5
161W	Wallet containing 1 of each	-	1 Set

### Nail & Pin Drivers

- Two quality drivers for pushing home nails and pins when using a hammer would be hazardous or cause damage
- Magnetic head holds the nail in place
- Spring return allows automatic thrusting of nail below material surface
- Pistol grip handle for extra secure grip
- 2.5mm: for pushing home panel pins and nails up to 2.5mm diameter
- 4mm: for nails up to 4mm diameter.



Part No.	Point Diameter	Length	Pack Size
9180	Pin Driver	2.5mm (3/32")	6
9185*	Nail Driver	4mm (5/32")	6

# Engineers' Tools

## Scrapers, Pin Vices, Chucks & Collets

Hand scrapers are designed for the removal of high spots on machined surfaces to give a smoother surface on slideways, bearings, cast iron surface plates and precision marking out plates.

### Engineers Scrapers

- Suitable for toolroom and small engineering work.



Individual Scrapers			
Part No.	Blade Length	Cutting Edge	Pack Qty.
96A	100mm (4")	Three Square	5
97A	140mm (5 1/2")	Three Square	5
96B	100mm (4")	Flat	5
97B	150mm (6")	Flat	5
96C	100mm (4")	Curved 1/2 Round	5
97C	150mm (6")	Curved 1/2 Round	5
97D	200mm (8")	Curved 1/2 Round	5

### Erector Scrapers

- Suitable for large jobs or heavy engineering
- Manufactured from chrome vanadium steel.



Part No.	Blade Length	Cutting Edge	Pack
256	210mm (8 1/4")	Flat	5
257	225mm (9")	Curved	5

### Bearing Scrapers



Part No.	Overall Length	Blade Length	Pack
2584	180mm (7 1/4")	100mm (4")	10
2586	240mm (9 1/2")	150mm (6")	10
2588	290mm (11 1/2")	200mm (8")	10
258*	Set of 2584, 2586 & 2588		1 Set

### Pin Vices

- Hand held tools designed for holding round materials
- Hollow handle enables material greater than the overall length of the pin chuck to be used.



Part No.	Capacity	Overall Length	Pack
121	0-1mm	75mm (3")	10
122	0.75-1.5mm	85mm (3 11/32")	10
123	1.4-3.1mm	95mm (3 3/4")	10
124	3.1-5mm	105mm (4 1/8")	10
120	Set of 121, 122, 123 and 124		1 Set

### Pin Chuck and Replacement Collets

- Used for gripping very small drills, mainly on automatic lathes, where pin chuck does not revolve.



Pin Chuck			
Part No.	Overall Length	Description	Pack
160	65mm (2 5/8")	Chuck with 3 collets: 0.25-2.5mm capacities	6

Replacement Collets		
Part No.	Capacity	Pack
RP621HRD	0.25-0.75mm (0.01-0.03")	
RP622MRD	0.75-1.5mm (0.01-0.03")	
RP623FRD	1.5-2.5mm (0.06-0.10")	





# Engineers' Tools

## Scribers and Jewellers' Screwdrivers

Eclipse professional scribers used in metal working to mark lines in workpieces prior to machining. Jewellers' Screwdriver blades are hardened for long life.

**76-229R Handy Scribe**


- Double ended with pointed and knife-edge ends
- Suitable for marking and scoring most materials including wood, metal, laminates and plastics.



Part No.	Overall Length	Pack Size
76-229R	175mm (7")	5

**E222 Engineers' Scribe**

- Double ended for marking out in confined spaces, e.g. grooves.



Part No.	Overall Length	Description	Pack Size
E222	190mm (7½")	Double Ended	10

**E227 Machinists' Scribe**

- Designed for machinists. For marking out in confined spaces, particularly on pre-machined workpieces.



Part No.	Overall Length	Description	Pack Size
E227	114mm (4½")	1 Piece / Single Ended	10

**Pocket Scribers**


- Available with either hardened steel or tungsten carbide points. Reversible point prevents tearing and snagging of clothing when clipped in a pocket.



Part No.	Closed Size	Description	Pack Size
E220	89mm (3½")	Hardened Steel Point	10
E225	89mm (3½")	Tungsten Carbide Point	10
22005	-	Replacement Hardened Steel Point	10
22502	-	Replacement Tungsten Carbide Point	5

**Jewellers' Screwdrivers**

- Designed to carry out fine, precision work by toolmakers, jewellers, watch makers, instrument engineers and opticians
- Blade sizes match all commonly used slotted screws. 110mm (4 5⁄16") overall length when fitted with blade.



Part No.	Set Contents	Pack Size
7771*	Set of 6 screwdrivers	1 Set
7772	Pocket set: 1 screwdriver & 6 interchangeable blades with widths from 0.6mm - 2.5mm	1 Set

# Engineers' Tools

## Tool Bits and Boring Bars

Eclipse Boring Bars and Tool Bits are manufactured from 5% Cobalt High Speed Steel for the professional engineer.

**Boring Bars**


- Made from 5% cobalt high speed steel
- Shank ground on underside to provide a flat surface for ease of setting and to ensure rigidity when used in a tool post
- Ends ground ready for use.



Part No.	Diameter	Length	Pack Size
TK105B/10*	5mm (3⁄16")	114mm (4½")	10
TK146C/10*	6.5mm (¼")	127mm (5")	10
TK188P/10*	8mm (5⁄16")	153mm (6")	5
TK230J/10*	9.5mm (3⁄8")	178mm (7")	25

**Tool Bit Holders**

- Designed to optimise toolbit performance by means of a carefully machined groove with relieved corners which enables the tool bit to rest on a flat surface
- Clamps the tool bit securely and rigidly
- Supplied complete with an Allen key and one Eclipse H5 tool bit, 1 per pack
- Holders with the suffix "SL" are designed for use in American style (slotted pillar) tool posts
- Holders with suffix "S" are of more robust construction and are designed for use with English type lathes with flat tool rests or 4 way turret tool posts.




Part No.	Capacity	Shank Size	Overall Length
524SL*	5-7mm (3⁄16 - 1⁄4")	11.1x 25.4mm (7⁄16 x 1")	130mm (5¹⁄₈")
534SL*	8-10mm (5⁄16 - 3⁄8")	15.9x31.8mm (5⁄8 x 1¼")	155mm (6")
544SL*	10-12.7mm (3⁄8 x 1½")	22.2x38mm (7⁄8 x 1½")	230mm (9")
523S*	5-7mm (3⁄16 - 1⁄4")	14.3x19mm (9⁄16 x ¾")	125mm (5")
533S*	8-10mm (5⁄16 x 3⁄8")	17.5x25.4mm (1¹⁄₁₆ x 1")	155mm (6")

\*Made to order. MOQ applies. Details on request

**Tool Bits**

- 5% cobalt content for optimum hardness, grindability and cutting performance
- Square tool bits can be used in lathes and shaping machines
- Round tool bits used in internal boring bars and slotting machines
- Tool bits manufactured to ISO5421.



Dimensions quoted are approximate, actual dimensions being slightly more than the nominals quoted. We recommend that tool bits be ground under a copious flow of coolant to prevent build-up of heat.

Part No.	Dimensions - Section	Length	Pack Size
TD109R/10*	6.4mm (1⁄4")	76mm (3")	10
TD111M/10*	6.4mm (1⁄4")	102mm (4")	10
TD149M/10*	7.9mm (5⁄16")	76mm (3")	10
TD151N/10*	7.9mm (5⁄16")	102mm (4")	10
TD189N/10*	9.5mm (3⁄8")	76mm (3")	10
TD191W/10*	9.5mm (3⁄8")	102mm (4")	10
TD195C/10	9.5mm (3⁄8")	153mm (6")	10
TD271F/10	12.7mm (1⁄2")	102mm (4")	5
TD275B/10	12.7mm (1⁄2")	153mm (6")	5
TD311E/10*	15.9mm (5⁄8")	102mm (4")	5
TD315M/10*	15.9mm (5⁄8")	153mm (6")	5
TD355N/10*	19mm (3⁄4")	153mm (6")	5






# Engineers' Tools

## Cutting Off Tools and Lathe Tools

Cut off and lathe tools for the professional engineer.

### Cutting Off Tools - Bevel Section

- Bevel section accurately ground with clearance angle at cutting edge.



Part No.	Width	Top Thickness	Bottom Thickness	Length	Pack Size
TH325M/10	12.70mm (1/2")	2.4mm (3/32")	1.6mm (1/16")	114mm (4")	10
TH466F/10	15.87mm (5/8")	2.4mm (3/32")	1.6mm (1/16")	127mm (5")	10
TH628V/10	19.05mm (3/4")	3.2mm (1/8")	1.6mm (1/16")	153mm (6")	10
TH750R/10*	22.23mm (7/8")	3.2mm (1/8")	1.6mm (1/16")	178mm (7")	10
TH912T/10*	25.40mm (1")	4.8mm (3/16")	3.2mm (1/8")	203mm (8")	10

### Lathe Tool Sets

- Each set contains six H5 tools in a plastic rack
- Ends are ground ready for use and bases are ground to ensure correct seating and rigidity
- Individual tools in each set are available separately.



Part No.	Thickness	Length	Set Contents:	Pack Size
E420/10	6.5mm (1/4")	90mm (3 1/2")	1 of each: Roughing, Finishing, Parting-Off, External Threading, Boring, Internal Threading	1 Set
E430/10	9.5mm (3/8")	125mm (5")	1 of each: Roughing, Finishing, Parting-Off, External Threading, Boring, Internal Threading	1 Set

# Engineers' Tools

## Tap Wrenches and Accessories

These tools are designed to hold engineers taps. By selecting the most suitable type and size it is possible to tap a hole more efficiently and minimise the risk of tap breakage.

### 33 Trammel Heads

- Supplied as 1 pair of heads
- Suitable for laying out the distance between two points and scribing arcs and circles
- To be used in conjunction with any wood off cut between 3/4" to 1 1/2" wide, minimum thickness of 3/8".



Part No.	Suitable For Beam Sizes	Pack Size
33	19 x 38mm (3/8" - 1 1/2") Thick & 38mm (1 1/2") Wide	1 Pair

### Chuck Type Tap Wrench

- Stepped jaws greatly extend range of taps for each wrench
- Adjustable tommy bar for tapping close to a shoulder or other obstructions
- Available in normal and long reach designs.



Part No.	Body Length	Width	Pack Size
E141 Fixed Bar	50mm (1 5/16")	57mm (2 1/4")	1
E142	65mm (2 11/16")	90mm (3 1/2")	1
E143	90mm (3 5/8")	127mm (5")	1
E145	165mm (6 1/2")	90mm (3 1/2")	1
E146	245mm (10")	127mm (5")	1

Part No.	Jaw Capacity	Square AF		BA	BSW/BSF	UNC	UNF
		mm	ISO				
E141	Min Max	1.0 2.8	M1 M3.5	14 4	- 1/8	1 6	- -
E142 & E145	Min Max	2.0 5.0	M1 M6	14 0	1/8 1/4	6 12	- 1/4
E143 & E146	Min Max	3.0 8.0	M4 M12	3 0	3/16 1/2	8 12	1/4 1/2

### Standard Bar Type Tap Wrench

- Provides a comfortable and positive grip plus the sensitivity required when tapping a blind hole.
- Knurled locknut ensures a constant grip on the tap when in use.



Part No.	Jaw Capacity	Square AF		BA	BSW/BSF	UNC	UNF	Length	PK
		mm	ISO						
E240	Min Max	1.5 4.6	M1 M6	14 0	1/8 1/4	0 12	- 1/4	105mm 110mm	1
E241	Min Max	2.0 7.2	M3 M12	5 0	1/8 1/2	4 12	1/4 1/2	156mm 164mm	1
E242	Min Max	2.5 9.0	M4 M16	3 0	3/16 5/8	8 12	1/4 5/8	220mm 230mm	1

### Tool Makers' Clamp

- Manufactured from case-hardened steel, designed to ensure jaws remain in place.



Part No.	Jaw Capacity	Jaw Length	Jaw Section	PK
410	25mm (1")	50mm (2")	8mm (5/16 sq")	1
411	38mm (1 1/2")	75mm (3")	11.1mm (7/16 sq")	1
412	63mm (2 1/2")	100mm (4")	14.3mm (9/16 sq")	1
413	89mm (3 1/2")	125mm (5")	17.5mm (1 1/16 sq")	1





### Wrecking Bars


- Eclipse Wrecking Bars are made from heat treated, solid forged steel for maximum strength
- The 30" and 36" are for demolishing large timber structures and dismantling concrete and metal constructions
- The 18" and 24" size are ideal for demolishing plasterboard, dismantling timber frames and pulling up floorboards
- The light duty 14" is designed to pull large nails and prise or dismantle constructed items.



Part No.	Size	Pack Qty.
RIPPA14	355mm (14")	5
RIPPA18	450mm (18")	5
RIPPA24	600mm (24")	5
RIPPA30	750mm (30")	5
RIPPA36	900mm (36")	4
RIPPA3PS	Boxed set contains: 14" 24" 36" Wrecking bars	4

#### RIPPA3PS 3 Piece Set Contains:

14" (355mm) Crowbar  
24" (610mm) Crowbar  
36" (910mm) Crowbar



# Chisels and Wrecking Bars

## Wrecking Bars and Pry Bars

Eclipse Multi-Function and Flat Utility Pry Bars are used as a lever to either force two objects apart or to remove nails. They can be used for a multitude of jobs including removing moulding or skirting when replacing flooring, for removing tiles, for breaking down objects for demolition.

### E-FUB15 - 15" Flat Utility Bar

- Drop-forged high grade steel
- Heat-treated for durability and a longer life
- Retail-friendly packaging.



Part No.	Description	Pack Qty.
E-FUB15	15" Flat Utility Bar	6

### E-MFB10 - 10" Multi-Function Pry Bar

- Flat strike face for removal of deeply embedded nails
- Retail-friendly packaging.



Part No.	Description	Pack Qty.
E-MFB10	10" Multi-Function Pry Bar	6

### E-MFBWC10 - 10" Multi-Function Wide Claw Pry Bar

- Wide Claw reduces material damage when prying moulding and trim
- Slotted bevelled claw for functionality and performance
- Retail-friendly packaging.



Part No.	Description	Pack Qty.
E-MFBWC10	10" Multi-Function Pry Bar with Wide Claw	6





# Chisels and Wrecking Bars

## Cold Chisels

For general cutting and chipping of metals, and for shaping, facing and cutting of stonework. Eclipse Cold chisels and bolsters are manufactured from hard-wearing Chrome Vanadium so need less resharpener. To resist 'mushrooming' every chisel shank head is specially shaped and the cutting edges are hardened for durability.



### Flat Chisels

Part No.	Length	Blade Width	Hexagon Dia.	Pack Qty.
CB24A/07	100mm (4")	6.35mm (1/4")	6.35mm (1/4")	10
CB28G/07	150mm (6")	6.35mm (1/4")	6.35mm (1/4")	10
CB46T/07	125mm (5")	9.5mm (3/8")	9.5mm (3/8")	10
CB48E/07	150mm (6")	9.5mm (3/8")	9.5mm (3/8")	10
CB68V/07	150mm (6")	12.7mm (1/2")	12.7mm (1/2")	10
CB70H/07	205mm (8")	12.7mm (1/2")	12.7mm (1/2")	10
CB72F/07	250mm (10")	12.7mm (1/2")	12.7mm (1/2")	10
CB73N/07	300mm (12")	12.7mm (1/2")	12.7mm (1/2")	10
CB89H/07	180mm (7")	15.9mm (5/8")	12.7mm (1/2")	10
CB90M/07*	205mm (8")	15.9mm (5/8")	12.7mm (1/2")	10
CB92N/07	250mm (10")	15.9mm (5/8")	12.7mm (1/2")	10
CB110T/07	205mm (8")	19mm (3/4")	15.9mm (5/8")	10
CB111G/07*	230mm (9")	19mm (3/4")	15.9mm (5/8")	10
CB112E/07	250mm (10")	19mm (3/4")	15.9mm (5/8")	10
CB113V/07	300mm (12")	19mm (3/4")	15.9mm (5/8")	10
CB150E/07	205mm (8")	25.4mm (1")	22.2mm (7/8")	5
CB152R/07	250mm (10")	25.4mm (1")	22.2mm (7/8")	5
CB153H/07	300mm (12")	25.4mm (1")	22.2mm (7/8")	5
CB156N/07	450mm (18")	25.4mm (1")	22.2mm (7/8")	5

# Chisels and Wrecking Bars

## Bolsters and Specialist Chisels

Specialist brick bolsters and chisels including guarded flat, floorboard cross cut, plugging and concrete point chisels.

### Concrete Pointing Chisels

- For breaking up concrete.



Part No.	Length Blade	Blade W	Hex Dia.	Pack Qty.
CB353G/07	300mm (12")	6.35mm (1/4")	625mm (1")	5

### Guarded Chisels

- Hand guarded cold chisels fitted with strong guard designed to withstand the heaviest hammer blow and protect the user's hand from injury.



Part No.	Type	Length	Blade W	Hex Dia.	Pack Qty.
22-208R/07	Flat	205mm (8")	19mm (3/4")	15.9mm (5/8")	5
22-210R/07	Flat	250mm (10")	25.4mm (1")	22.2mm (7/8")	5
22-639R/07	Brick Cutting	230mm (9")	75mm (3")	19mm (3/4")	5
22-649R/07	Brick Cutting	230mm (9")	100mm (4")	25mm (1")	5
22-509R/07	Floorboard	230mm (9")	63.5mm (2 1/2")	17.5mm (11/16")	5

### CB827V/07 Plugging Chisel

- For cutting out mortar from between bricks.



Part No.	Length Blade	Width	Hex Dia.	Pack Qty.
CB827V/07	250mm (10")	6.35mm (1/4")	15.9mm (5/8")	5

### CB770K/07 Floorboard Chisel

- For cutting floorboard tongues before lifting.



Part No.	Length	Blade W	Hex Dia.	Pack Qty.
CB770K/07	230mm (9")	63.5mm (2 1/2")	17.5mm (11/16")	5

### Brick Bolsters

- For cutting bricks.



Part No.	Length	Blade W	Hex Dia.	Pack Qty.
CB730K/07	230mm 9"	75mm 3"	19mm 3/4"	5
CB740K/07	230mm 9"	100mm 4"	25mm 1"	5





# Eclipse Wood Chisels

The blades of the ECLIPSE range of wood chisels are made from one piece of chrome vanadium steel for maximum strength. The heat treated blades, which are sharpened and ready for use, can be re-sharpened up to a depth of 25mm for a longer working life.

# Chisels and Wrecking Bars

## Wood Chisels

### High Impact Through Tang Wood Chisels

Resharpenable Heat treated blades for maximised safety and strength

Through Tang for strength and durability

Built in high impact steel striking cap

Soft feel ergonomic handle with window to see the one piece through tang blade.

Hardened and tempered Chrome Vanadium Steel blade with 25° bevel edge angle

Part No.	Blade Width	Pack Qty.
TT-BEWC1/4E	1/4" (6mm) Bevel Edge	5
TT-BEWC3/8E	3/8" (9mm) Bevel Edge	5
TT-BEWC1/2E	1/2" (12mm) Bevel Edge	5
TT-BEWC5/8E	5/8" (15mm) Bevel Edge	5
TT-BEWC3/4E	3/4" (19mm) Bevel Edge	5
TT-BEWC1E	1" (25mm) Bevel Edge	5
TT-BEWC1 1/4E	1 1/4" (32mm) Bevel Edge	5
TT-BEWC1 1/2E	1 1/2" (38mm) Bevel Edge	5
TT-BEWC2E	2" (50mm) Bevel Edge	5
TT-BEWC3BCE*	3pc Set (1/2", 3/4", 1")	5
TT-BEWC4BCE	4pc Set (1/4", 1/2", 3/4", 1")	5
TT-BEWC6BCE	6pc Set (1/4", 3/8", 1/2", 3/4", 1", 1 1/4")	5



### Wood Chisels

- Soft feel ergonomic handle
- Resharpenable Heat treated blades for maximised safety and strength
- Chrome vanadium steel
- Built in striking cap.

Part No.	Blade Width	Pack Qty.
BEWC1/4E	1/4" (6mm) Bevel Edge	5
BEWC3/8E	3/8" (9mm) Bevel Edge	5
BEWC1/2E	1/2" (12mm) Bevel Edge	5
BEWC5/8E	5/8" (15mm) Bevel Edge	5
BEWC3/4E	3/4" (19mm) Bevel Edge	5
BEWC1E	1" (25mm) Bevel Edge	5
BEWC1 1/4E	1 1/4" (32mm) Bevel Edge	5
BEWC1 1/2E	1 1/2" (38mm) Bevel Edge	5
BEWC2E	2" (50mm) Bevel Edge	5
BEWC3BCE	3pc Set (1/2", 3/4", 1")	5
BEWC4BCE	4pc Set (1/4", 1/2", 3/4", 1")	5
BEWC6BCE	6pc Set (1/4", 3/8", 1/2", 3/4", 1", 1 1/4")	5







# Eclipse Accessories


Our range of accessories are an essential part of any tradesman's tool kit.

We have launched some new items to the range including 5 and 8 piece Screwdriver Sets, a 78 piece Mini Socket Set and a 9 piece colour coded Hex Key Set.

# Eclipse Accessories Tape Measures and TECHCASE

## Heavy Duty Tape Measures

- Class II measuring tape for greater accuracy
- 0.16mm super thick blade achieves 2.5m stand out
- Nylon wrapped blade and high performance spring with high tensile strength for longer life.
- ABS durable plastic
- UV chromed case with soft TPR rubber jacket for comfortable grip and allows the tape to pass a 5m drop test
- 3 rivet fixing on the magnetic hook gives extra strength and prevents breakage on tape rewind
- Available in 5m and 8m tape lengths with metric only or metric and imperial graduations with fractions.



Part No.	Size	Description	Pack Size
E30435M-HD	5m	Metric Only	6
E30440M-HD	8m	Metric Only	6
E30435-HD	5m	Metric & Imperial	6
E30440-HD	8m	Metric & Imperial	6

## Tape Measures

- Auto lock system
- Magnetic hook and pause button
- Blades with both metric and imperial graduations or just metric.
- Belt clip and wrist band
- Ergonomic soft feel grip
- Available with retail hanger and branded rip and ship box for either wall or counter top display.



Part No.	Size	Description	Pack Size
E30435	5m (16ft)	Metric & Imperial	12
E30440	8m (26ft)	Metric & Imperial	6
E30440M	8m	Metric Only	6

## TECHCASE - Professional Tool Case

Heavy duty tool case's ideal for service engineers, electricians, technicians and general tradesmen

- Designed to carry both tools and technical equipment
- Made from 600 denier polyester for maximum strength and durability
- The padded laptop compartment of the Techcase is designed to protect sensitive equipment
- The internal compartments and loops are designed to carry tools, power tool accessories, documents and technical equipment
- The internal document pocket is ideal for carrying A4 sized documents
- Padded carry handle and adjustable / detachable shoulder strap for extra comfort
- The industrial grade metal hook on the strap adds strength when carrying heavy loads
- 6 protective rubberised feet on the bottom of the bag.



Part No.	Dimensions	Denier	Pack Qty.
TECHCASE	440x200x330mm	600	6





# Eclipse Accessories

## Eclipse Screwdriver Sets and Utility Knife

### Eclipse 5 piece and 8 piece Screwdriver Sets

- Toolbox essential screwdrivers in sets of 5 and 8 of the most commonly used sizes and types of screwdriver
- Chrome Vanadium steel blades for strength and durability
- Magnetised tips for greater convenience
- Manganese Phosphate coating for added rust protection
- Ergonomic trilobular soft feel handles for user comfort and greater torque when turning the screw
- Torques to British standard: BS 2559:1994.

**ESD5PS**  
5 Piece Screwdriver Set  
Contents:

- 75 x 3mm Slotted Parallel
- 100 x 5mm Slotted Flared
- 125 x 6mm Slotted Flared
- 100 x PH2 N°2 Phillips
- 100 x PZ2 N°2 Pozidriv

**ESD8PS**  
8 Piece Screwdriver Set  
Contents:

- 75 x 3mm Slotted Parallel
- 100 x 5mm Slotted Flared
- 125 x 6mm Slotted Flared
- 150 x 8mm Slotted Flared
- 100 x PH1 N°1 Phillips
- 125 x PH1 N°2 Phillips
- 100 x PZ1 N°1 Pozidriv
- 125 x PZ2 N°2 Pozidriv



Part No.	Description	Pack Qty.
ESD5PS	Eclipse 5 Piece Screwdriver Set	6
ESD8PS	Eclipse 8 Piece Screwdriver Set	6

### E1770 - Standard Utility Knife

- Standard retractable utility knife with a zinc alloy body
- Supplied with one blade.



Part No.	Description	Pack Size
E1770	Standard Trimming Knife	12 (Bulk Pack)

### Utility Knife Blades

- Supplied in handy dispensers which allow easy access to one blade at a time and minimises contact with the blade.



Part No.	Description	Pack Size
1702BP	Straight	100
1702R	Straight	10
1603BPC	Hooked (No dispenser, cellophaned in 100's)	100





### EHK9PS-L - Eclipse 9 Piece Colour-Coded Extra Long Hex Key Set

Hex Keys are simple tools used to drive bolts and screws with hexagonal sockets in their heads. The Eclipse Hex Key range features easily identifiable colour-coded keys, ball-ended for ease of use in awkward positions. This new set features extra-long keys for enhanced reach when working in hard to access spaces. On average, each extra-long hex key is approximately 20% longer than a standard hex key.

- 1.5mm to 10mm sizes
- Extra-long keys for enhanced reach
- Colour coded for easy identification
- Chrome vanadium steel for strength and durability
- Ball end keys allow for a 20° incline inangle for use in awkward positions
- Handy durable storage case for safe keeping.



Part No.	Description	Pack Qty.
EHK9PS-L	9 Piece Colour-coded Extra Long Hex Key Set	5

### EHK9PS - Eclipse 9 Piece Colour-Coded Hex Key Set

Hex Keys, also known as Allen keys, are simple tools used to drive bolts and screws with hexagonal sockets in their heads. The new Eclipse Hex Key set has 9 different sizes of easy to identify, colour-coded keys featuring Ball end heads designed to make it easier to slide the key into the receiving slot, allowing you to reach an offset 20 degree angle, so you can feel your way to the needed position more quickly.

- Great for blind and hard to reach areas, or if the screw is obstructed on one side
- 1.5mm to 10mm sizes
- Made from Chrome Vanadium Steel for strength and durability
- Colour-coded for easy identification
- Ball-end heads for quicker and easier use when working at an angle
- Handy, durable storage case for safe keeping.



Part No.	Description	Pack Qty.
EHK9PS	Eclipse 9 Piece Colour-Coded Hex Key Set	5

### ETGHK8PS - Eclipse 8 Piece Colour-Coded T-Grip Hex Key Set

A useful alternative to standard Hex Keys. The T-Grip handle allows for greater torque when tightening or releasing fitments.

- 2mm to 10mm sizes
- Colour coded for easy identification
- Chrome vanadium steel for strength and durability
- Ball end keys allow for a 20° incline in angle for use in awkward positions
- Handy storage case converts into a stand for convenience and ease of use.



Part No.	Description	Pack Qty.
ETGHK8PS	Eclipse 8 Piece Metric Colour-Coded T-Grip Hex Key Set	5



## Welding Clamps and Accessories

We have utilised our expertise in magnetics to re-engineer traditional methods of clamping during welding, assembly or repair. We now offer a range of options to suit different angles, workpiece size or configuration.

\* For export markets only.

## Magnetic Welding Clamps and Accessories

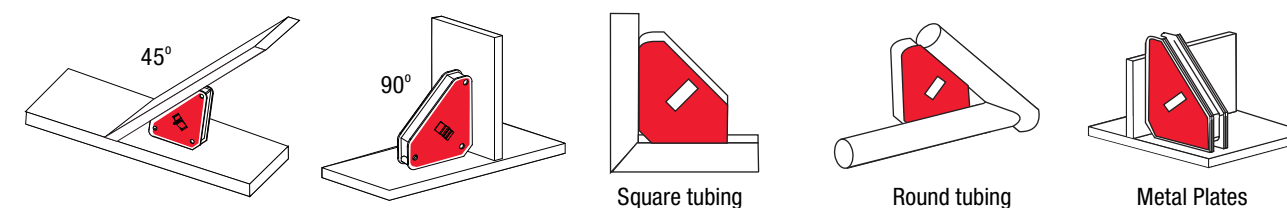
The fast, safe, efficient way to hold steel workpieces



Applying magnetics to welding aid design improves efficiency, productivity and ultimately profitability, delivering key benefits:

- **Speed & Simplicity** - easy, fast set-up, no manual clamping or mounting holes. Switchable style ensures easy precise adjustment
- **Safe** - high strength magnets ensure secure clamping
- **Versatile** - some models suitable for different angles and material configuration
- **Access** - minimal surface contact ensures maximum access to the workpiece
- **Durability** - permanent magnets require no maintenance, just simple wipe down cleaning

### Typical use





## Quick Holding Clamp Switchable

- Features ON/OFF switches
- The fast & easy way to hold metal workpieces at 45°, 90°
- Turn the magnet OFF or at the midpoint position when setting up, turn ON when you're ready to work
- Fast and safe set-up!
- Ideal for round and square tubing, angle, and flat stock
- Simple wipe clean design.

Part No.	Angles	Dimensions mm	Weight kg	Pull Force* kg
QHCSS	45°, 90°	111 x 95 x 29	0.7	40
QHCSL	45°, 90°	152 x 130 x 35	1.4	75

\* Magnetic force is based on the longest side of magnet with 10mm thick steel.



NOTE: Must be used for tack welding only and removed before completing weld. Avoid prolonged exposure of magnetic products to heat sources of 356°F / 180°

## 90° Fixed Welding Clamps Switchable

For professional jobs that demand strong hold down forces. Holds flat and round metal work pieces.

- Convenience of ON/OFF switches
- Two ON/OFF switches for independent operation
- Easy and safe set-up!
- Machined flat and V-surfaces are ideal for round and square tubing, angle, and flat stock
- Heavy duty construction.



Part No.	Angles	Dimensions (mm)	Weight (kg)	Pull Force* (kg)
FWCSS	90°	152 x 152 x 38	1.2	55
FWCSL	90°	197 x 197 x 48	2.7	120

\* Magnetic force is based on 10mm thick steel.

## Inside and Outside Welding Clamps

- Hold and position sheet metal, round pipes, square, angled or flat stock
- The Inside and Outside Welding Clamps are constructed from two independent rectangular magnets for consistent, undiminished magnetic force when both sides are attached to workpieces
- Use mounting holes to link two magnets together for use as fixturing elements
- Use hex hole on magnet for breakaway leverage.



Part No.	Angles	Height mm	Width mm	Thickness mm	Weight kg	Pull Force kg
IOWCC*	30°, 60°, 90°	75.5	52	14	0.13	9
IOWCL	30°, 60°, 90°	125	85	18	0.415	15
IOWCL	30°, 60°, 90°	165	110	20	0.8	18

\* Pack includes 2 clamps



NOTE: Must be used for tack welding only and removed before completing weld. Avoid prolonged exposure of magnetic products to heat sources of 356°F / 180°



In addition to our featured products. We offer a range of other welding aids for various applications.

### E952 Variable Welding Clamp

- Fast accurate holding of ferrous sheets and tubes for welding and assembly work
- Variable from 25° to 280°.



Part No.	Angles	Length mm	Height mm	Width mm	Weight kg	Pull Force kg
E952	25° - 280°	195	200	11	0.49	20

### E974 Heavy Duty Variable Welding Clamp

- Clamps components during welding, fabrication and assembly
- Powerful 40kg clamping force, enables larger components to be clamped with ease.



Part No.	Angles	Length mm	Height mm	Width mm	Weight kg	Pull Force kg
E974	45° - 90°	140	140	35	0.40	40

### 90° Fixed Welding Clamps

- Two magnetic faces in a rigid 90° angle for jigging on sheets, pipes and tubes
- A fast and cost effective means of clamping components rigid at 90° angles during fabrication, assembly and weld preparation applications.



Part No.	Angles	Length mm	Height mm	Width mm	Weight kg	Pull Force kg
E971	90°	140	140	35	1.40	40
E972	90°	225	225	22	2.20	75
E973	90°	300	300	35	4.70	200

### Heavy Duty Welding Clamps

- Holds workpieces at an exact 45° or 90° angle to each other
- 10kg and 15kg of magnetic pull make these ideal for a range of workshop welding and applications.



Part No.	Angles	Length mm	Height mm	Width mm	Weight kg	Pull Force kg
E954	45° - 90°	14	82	120	0.3	10
E955	45° - 90°	18	102	160	0.7	15

### Quick Holding Clamps

- Fast and accurate holding of ferrous metals at different fixed angles
- Also suitable for retrieval applications.



Part No.	Angles	Length mm	Height mm	Width mm	Weight kg	Pull Force kg
E951	30°, 45°, 60°, 75°, 90°	100.5	65.5	12	0.3	10
E953	30°, 45°, 60°, 75°, 90°	100.5	65.5	20	0.4	15

### Mitre Clamps


- Effective and inexpensive method of clamping flat (923) or round (924) ferrous components.



Part No.	Angles	Length Base mm	Length Top mm	Height mm	Width mm	Weight kg	Pull Force kg
E923	45°, 90°	156	66	45	43	1.36	100
E924	45°, 90°	184	94	45	43	1.64	68

### Positioners

- 2 magnetic blocks connected by 2 non-magnetic steel straps
- The blocks contain ferrite magnetic material
- Magnetic on 2 faces
- ON / OFF switch coated at each end.



Part No.	Length mm	Height mm	Width mm	Weight kg	Pull on Flat Face kg	Pull on V Face kg
922	206	63.5	76	3.17	80	80
922SU	63.5	63.5	51	1.48	80	80

### Adjustable Links

- Ferrite magnetic material
- Clamp components at any angle for welding and assembly applications.



Part No.	Length mm	Height mm	Width mm	Weight kg	Pull on Flat Face kg
920SU (Single)	60	25	29	0.35	12
920 (Pair)	127	25	51	0.70	12

### Adjustable Clamping Links

- Alnico magnetic material
- Clamp components at any angle for welding and assembly applications.



Part No.	Length mm	Height mm	Width mm	Weight kg	Pull on Flat Face kg
920SU0T (Original Single)	60	25	25	0.32	12
9200TPR (Original Pair)	127	25	48	0.70	12

### Earth Welding Clamp

- Quick and easy earthing for most steel welding operations
- Provides earthing / ground on large welding operations where croc-clip or G-Clamps cannot be easily used.



Part No.	Width mm	Height mm	Length mm	Weight kg	Pull Force kg	Maximum Current amps
E946	90	64	193	1.6	25	800

### Holdfasts

- Supplied with screw release handle
- Can be built into workholding, handling and assembly fixtures to provide a high clamping force and positive grip.



Part No.	Diameter mm	Height mm	Fixing Holes PCD mm	Holes mm	Weight kg	Pull Force kg
E939	44.5	44.5	31.75	2xM8	0.6	20
E940	54.0	49.2	38.1	2xM8	1.0	40
E941	70.0	64.5	50.8	2xM8	2.0	88
E942	101.6	74.6	69.0	3 n/a	4.7	183

### Weld Holder

- Provides the welder with a powerful, rigid support on flat and round components at various angles during welding preparation applications.



Part No.	Length mm	Height mm	Width mm	Weight kg	Pull Force kg
E925	108	140	108	5.67	100





## Eclipse Merchandising and POS

We offer a wide range of merchandising and point of sale materials to support our stockists. All Eclipse point of sale material reflects the same strong brand identity used for our product packaging. Some options are shown below.

For more details please email [sales@eclipse-tools.com](mailto:sales@eclipse-tools.com).

Unistands

All stock shown is for illustrative purposes only



Vice Merchandisers'



Table Top Merchandisers'

## Eclipse Product Packaging

Our packaging is designed to allow the consumer to handle the product and explore its features and functionality before buying

### 'Try Me' Packaging

We encourage the features and functionality to be explored before buying, helping the user choose the right product, whilst also delivering enhanced sales for the retailer.

Transparent sections of packaging allow the tool or blade to be seen, making selection easier.



### Colour Coding

Eye-catching colour coded packaging and products to reflect product use helps customers make the right tool selection.





# Eclipse

## Terms and Conditions

Conditions of Sale (For orders within the United Kingdom and Overseas) In these conditions 'The Seller' means Neill Tools Limited being the Company by whom these goods are sold.

### 1. GENERAL

**(a)** The Seller's quotations are not binding on the Seller and a contract ('the contract') will only come into being: (i) in the case of orders to be delivered within the United Kingdom, upon acceptance by the Seller of the Customer's order; or (ii) in the case of orders to be delivered outside the United Kingdom, upon whichever shall be the later of acceptance in writing by the Seller of the Customer's order or notification to the Seller that any letter of Credit (which the Seller may have requested prior to written acceptance of the order) has been opened and that any necessary export or import licence or exchange permit has been granted and the following conditions shall be deemed to be incorporated therein. **(b)** The Contract will be subject to these conditions. All terms and conditions appearing or referred to in the Customer's order or otherwise stipulated by the Customer shall have no effect. Any variation of the contract must be confirmed in writing by the Seller.

### 2. PRICES

**(a)** Where the goods are sold by reference to the Seller's published price list the price payable for the goods shall be the ruling price as published in the price list current at the date of despatch of the goods from the Seller's premises (in the case of orders to be delivered within the United Kingdom) or in the price list current at the date of written acknowledgment of the Customer's order by the Seller (in the case of orders to be delivered outside the United Kingdom). **(b)** In other cases the price stated in the contract is based on the cost to the Seller of raw materials, fuel and power, transport and labour and all other costs at the date of acceptance of the order or quotation (whichever is earlier). If at the date of despatch of the goods from the Seller's premises there has been any increase in all or any of such costs the price payable for (the goods may at the request of the Seller be increased accordingly. **(c)** Where the price for the goods is varied in accordance with this condition the price as varied shall be binding on both parties and shall not give either party any option of cancellation. **(d)** Unless specifically agreed otherwise there shall be added to the price for the goods any value added tax and any other tax or duty relating to the manufacture, transportation, export, import sale or delivery of the goods (whether initially charged on or payable by the Seller to the Customer). The price for the goods includes delivery to the Customer's works or in the case of orders from outside the United Kingdom the price includes delivery F.O.B. UK port. Where expedited delivery is required by the Customer, the extra cost for the expedition of the delivery shall be borne by the Customer and added to the price for the goods. **(e)** Quotations in a currency other than Sterling are based on the rate of exchange fixed by the Seller at the time of acknowledging in writing the Customer's order and unless otherwise stated the price may be subject to revision by the Seller up or down if any different rate of exchange is ruling at the date of invoice

### 3. TERMS OF PAYMENT

Prices quoted are net and are in Sterling unless otherwise agreed Subject to credit being approved accounts are due for payment not later than the end of the month following the month of invoice otherwise payment must be received by the Seller before delivery. When deliveries are spread over a period each consignment will be invoiced as dispatched and each month's invoices will be treated as a separate account and be payable accordingly. Failure to pay for any goods or for any delivery or instalment shall entitle the Seller to suspend further deliveries and work both on the same order and on any other order from the Customer without prejudice to any other right the Seller may have. The Seller also reserves the right to charge interest on overdue accounts at the rate of 2% per month. The Seller reserves the right where genuine doubts arise as to a Customer's financial position or in the case of failure to pay for any goods or any delivery or instalment as aforesaid to suspend delivery of any order or any part or instalment without liability until payment or satisfactory security for payment has been provided. Where goods are to be delivered outside the United Kingdom payment must be made against delivery of the goods or shipping documents F.O.B. UK Port unless credit arrangements within the United Kingdom approved by the Seller have been made.

### 4. TITLE TO GOODS

**(a)** Legal and beneficial ownership of goods shall remain with the Seller until payment in full has been received by the Seller. (i) for those goods (ii) for any other goods supplied by the Seller (iii) of any other monies due from the Customer to the Seller on any account. **(b)** Until property in the goods passes to the Customer under paragraph (a) above the Customer Shall: (i) be bailee of the goods (ii) keep the goods separately and readily identifiable as the property of the Seller **(c)** (i) Notwithstanding paragraph (a) above the Customer may (as between it and its customer only) as principal in the ordinary course of its business sell the goods by bonafide sale at full market value or in the ordinary course of its business use the goods. (ii) Goods shall be deemed sold or used in the order delivered to the Customer. (iii) Without prejudice to (c)(ii) above, any resale by the Customer of goods in which property has not passed to the customer shall (as between the Seller and the Customer) be made by the Customer as agent for the Seller. **(d)** (i) If goods in which property has not passed to the Customer are mixed with or incorporated into other goods the property in those other goods shall be held on trust by the Customer for the Seller to the full extent of the sums recoverable by the Seller under paragraph (a) above. (ii) The proceeds of sale of any goods and any other goods referred to in paragraph (d)(i) above shall be held by the Customer in trust for the Seller to the extent of all sums recoverable by the Seller under paragraph (a) above. (iii) The Customer shall keep any proceeds of sale as referred to in paragraph (d) (ii) above in a separate account and the Seller shall have the right to trace such proceeds. (iv) Upon accounting to the Seller for the entire proceeds of sales made under paragraphs (c)(iii) and (d)(i) above the Customer will pay to the Seller a commission equivalent to the difference between the sums owed to the Seller and the value of such proceeds. **(e)** The Customer assigns to he Seller all rights and claims the Customer may have against it own customers and others in respect of goods specified in paragraphs (c) (ii) and (d)(i) above. **(f)** At any time prior to property in goods passing to the Customer (whether or not any payment to the Seller is then overdue or the Customer's otherwise in breach of any obligation to the Seller) the Seller may without prejudice or any other of its rights: (i) retake possession of all or any part of the goods and enter any premises for that purpose (or authorise others to do so) which the Customer hereby authorises (ii) require delivery up to it of all or any part of the goods (iii) terminate the Customer's authority to resell or use the goods forthwith by written notice to the Customer which authority shall automatically terminate (without notice) upon any insolvency of the Customer or it going into liquidation (as defined in the insolvency Act 1986) or it having a receiver or administrative receiver appointed or it becoming subject to an administration order or calling a meeting of its creditors or any execution or distress being levied on goods in its possession. **(g)** The Seller may at any time appropriate sums received from the Customer as it thinks fit notwithstanding any purported appropriation of the Customer. **(h)** Each paragraph and sub-paragraph of this clause is separate severable and distinct.

### 5. WARRANTY - LIMIT OF RESPONSIBILITY

**(a)** The Seller warrants that it will (at the Seller's choice) either repair or replace or refund the full purchase price of any goods which are found in relation to the supply of goods within a period of 12 months from despatch of such goods from the Seller's premises (the warranty period) to be defective or not in accordance with the contract or any express description or representation given or made by or on behalf of the Seller in respect of the goods save that this warranty shall not apply where the defect or fault is attributable to defective materials supplied by third parties where the Customer's only remedy will be against that third party. The Customer's remedies in respect of any claim under the foregoing express warranty or any condition or warranty implied by law or any other claim in respect of the goods or any workmanship in relation thereto (whether or not involving negligence on the part of the Seller) shall in all cases be limited to repair, replacement or refund of the purchase price as aforesaid and any condition or warranty implied by law shall cease to apply after the expiry of the warranty period; and the Seller shall not in any circumstances be liable for any damages, compensation, costs, expenses, losses or other liabilities, whether direct or consequential, and any other remedy which would otherwise be available in law is hereby excluded except to the extent that such exclusion is prohibited by any rule of law. A claim in respect of any defect or failure to comply with the

specification or in respect of any delivery or instalment of any order or any part thereof shall not entitle the Customer to cancel or refuse delivery of or payment for any other order, delivery or instalment or any part of the same order, delivery or instalment. **(b)** Any guarantee or warranty expressly given to the end-user of any product made by the Seller is expressly excluded from these conditions and shall not be for the benefit of the Customer.

### 6. DELIVERY AND COMPLETION DATES

**(a)** The delivery dates specified in the contract are approximate only and unless otherwise expressly stated, time is not of the essence for delivery. The Seller will not be liable in any circumstances for the consequences of any delay in delivery or failure to deliver. **(b)** No delay shall entitle the Customer to reject any delivery or any further instalment or part of the order or any other order from the Customer or to repudiate the contract or the order.

### 7. DAMAGE - SHORTAGE OR LOSS IN TRANSIT

**(a)** In the case of sales to Customers within the United Kingdom risk in the goods passes on despatch from the Seller's works and the Seller accepts no responsibility for any damage or loss in transit. Where relevant claims for damage or loss in transit should be made on any carrier employed by the Seller and any conditions imposed by such carrier in relation to claims for damage or loss in transit should be complied with. **(b)** In the case of sales to Customers outside the United Kingdom risk passes at the point specified in the contract and the Seller will entertain a claim by the Customer in respect of loss or damage in transit only if the Customer: (i) gives written notice to the Seller within 21 days of non-delivery or within 7 days of the delivery in any other case and; (ii) where the goods are transported by an independent freight carrier, complies in all respects with the freight carrier's conditions of carriage for notifying claims for loss or damage in transit.

### 8. DELAYED ACCEPTANCE

If for any reason the Customer is unable to accept delivery of the goods when the goods are due and ready for delivery the Seller may arrange storage of the goods at the Customer's risk and the Customer shall be liable to the Seller for the, reasonable costs (including insurance) of such storage. This provision is without prejudice to any other right which the Seller may have in respect of the Customer's failure to take delivery of the goods or pay for them in accordance with the contract.

### 9. TERMINATION

If the Customer enters into a deed or arrangement or commits an act of bankruptcy or compounds with his creditors or if a receiving order is made against him or (being a company) it shall pass a resolution or the Court shall make an order that the Customer shall be wound up (otherwise than for the purposes of amalgamation or reconstruction) or shall become subject to an administration order or if a receiver (including an administrative receiver) shall be appointed of any of the assets or undertaking of the Customer or if circumstances shall arise which entitle the Court or a Creditor to appoint a receiver (including an administrative receiver) or a manager or which entitle the Court to make a winding up order or if the Customer takes or suffers any similar action in consequence of debt or if the financial responsibility of the Customer shall in the opinion of the Seller become impaired or if the Customer shall commit any breach of any part of the contract the Seller may without prejudice to its rights and remedies hereunder stop all goods in transit and suspend further deliveries and by notice in writing to the Customer may forthwith terminate the contract.

### 10. TOLERANCES AND TESTS

Unless otherwise specifically agreed all tests, test pieces and inspections whatsoever required by the Customer will be charged extra. All tests and inspections (whether or not being tests of chemical composition) shall take place under the Seller's standard testing arrangements, and such tests shall be final. All tests are subject to analytical tolerances.

### 11. PATENTS

The Customer shall indemnify the Seller against all actions, costs (including the cost of defending any legal proceedings) claims proceedings, accounts

and damages in respect of any infringement of alleged infringement of any patent, registered design, unregistered design, design right, copyright, trademark or other industrial or intellectual property rights resulting from compliance by the Seller with the Customer's instructions, whether express or implied.

### 12. INDEMNITY

The Customer agrees upon demand to indemnify the Seller against all losses, damages, injury, costs and expenses of whatever nature suffered by the Seller to the extent that the same are caused by or related to (i) designs, drawings or specifications given to the Seller by the Customer in respect of goods produced by the Seller for the Customer; or (ii) defective materials or products supplied by the Customer to the Seller and incorporated by the Seller in goods produced by the Seller for the Customer; or (iii) the improper incorporation assembly, use, processing, storage or handling of goods by the Customer.

### 13. NON-STANDARD ORDERS

Where the Customer orders goods or materials of a type, size or quality not normally produced by the Seller will use all reasonable endeavours to execute the order, but if it proves impossible, impracticable or uneconomical to carry out or complete the order, the Seller reserves the right to cancel the contract or the uncompleted balance thereof in which event the Customer will only be liable to pay for the part thereof actually delivered.

### 14. PATTERNS, DIES, TOOLS, DRAWINGS & EQUIPMENT

**(a)** Where the Customer supplies patterns, dies, tools, drawings or equipment the Seller shall be entitled to assume that the same are in good condition, true to drawing and entirely suitable to the Seller's methods of production, and for the production of the goods ordered in the quantities required. **(b)** While the Seller uses all reasonable endeavours to verify patterns, dies, tools, drawings and equipment supplied by the Customer no responsibility is accepted by the Seller for their accuracy. **(c)** All replacements, alterations and repairs to the Customer's patterns, dies, tools, drawing and equipment shall be paid for by the Customer. **(d)** Where the patterns, dies, tools, drawings and equipment are not supplied by the Customer only those which are specially made by the Seller and separately charged to the Customer in full shall, when paid for by the Customer become the property of the Customer. **(e)** Carriage on patterns, dies, tools and equipment supplied by the Customer will be paid by the Seller in one direction only. **(f)** The Seller will take all reasonable care of the Customer's patterns, dies, tools, drawings and equipment while in the Seller's possession but does not accept liability for loss or damage there to, howsoever arising, except where neglect on the part of the Seller or its agents was the direct cause of loss or damage and in those circumstances the Seller's liability shall be limited to the actual cost of replacement or repair to the exclusion of all other expenses, consequential losses, loss of profits and other expenses, liabilities and losses howsoever arising. **(g)** The Seller reserves the right to destroy or otherwise dispose of patterns, dies, tools, drawings and equipment in its possession of custody (whether or not the property of the Customer) from which the Customer has not required goods to be made for a period of 12 months or more in the case of patterns and three years or more in all other cases.

### 15. PACKING

The Seller uses its best endeavours to ensure, where necessary suitability of packing before despatch but no claim will be accepted by the Seller for breakage or damage in transit on the ground of alleged unsuitability for packing.

### 16. SUB-CONTRACTING

The Seller shall be entitled to sub-contract any work relating to the contract without obtaining the consent of, or giving notice to, the customer.

### 17. APPLICABLE LAW

The contract shall in all respects be governed by and construed in accordance with English Law and the Customer hereby submits to the non-exclusive jurisdiction of the English Courts.



CELEBRATING  
OVER  
260  
YEARS  
OF EXPERIENCE

CONTACT  
US!

## GLOBAL CUSTOMER SERVICE CENTRE

Neill Tools Ltd.

A Spear & Jackson Group Company

Atlas Way, Atlas North

Sheffield S4 7QQ, England

Tel: +44 (0)1142 814 242

Fax: +44 (0)1142 814252

Email: [sales@eclipse-tools.com](mailto:sales@eclipse-tools.com) (Non-UK Markets)

Email: [sales@spear-and-jackson.com](mailto:sales@spear-and-jackson.com)



WORLD  
LAND  
TRUST™

[www.carbonbalancedprint.com](http://www.carbonbalancedprint.com)  
CBP2225



Printed on  
recyclable material

Follow us on:



FIND OUT MORE AT [www.eclipse-tools.co.uk](http://www.eclipse-tools.co.uk)

ECLCAT0624



THE TOOLS  
TO TRUST

